

CITY OF GEM LAKE



2021 BUDGET

Adopted By City Council 11/17/2020

Table of Contents

How to Read the Budget.....	1
Budget Message.....	2
Fund Structure and Basis of Budgeting.....	3
Budget Summary.....	5
General Fund	7
Special Revenue Funds.....	29
Debt Service Funds	33
Capital Improvement Funds	45
Enterprise Funds	55
Appendix.....	63
Glossary of Terms	70

HOW TO READ THE BUDGET

The budget document serves two distinct purposes. One purpose is to present the City Council Members, residents and other interested readers, concise and readable information about City of Gem Lake. The other purpose is to provide management of the City with a financial and operating plan that conforms to the City's accounting system.

The Budget Message provides an overview of the key policy issues and programs in the budget, and presents major areas of emphasis.

The Schedules and Summaries provide the heart of the document as an operating and financial plan.

The General Fund and Special Revenue Funds section contains revenue and expenditure summaries. It also provides detail revenue and expenditure information, department descriptions, staffing levels, service level objectives and prior year accomplishments for all departments.

The Debt Service Funds section contains information about the resources accumulated for the payment of general long-term debt principal and interest.

The Capital Improvement Funds section contains revenue and expenditure information about the various construction projects within the Township.

The Enterprise Funds section contains revenue and expenditure summaries for all Enterprise Funds. It also provides detail revenue and expenditure information, department descriptions, staffing levels, service level objections and prior year accomplishments for all departments within each Enterprise Fund.

The Appendix section includes other important financial and City information, such as, City statistics, description of the property tax system, and a glossary of terms.



CITY OF GEM LAKE, MN
City Hall - 4200 Otter Lake Road
Gem Lake, MN 55110-3763
Telephone 651-747-2790
E-mail City@gemlakeMN.org



City Council Members, Citizens and Others:

It is my privilege to present the 2021 budget for the City of Gem Lake. This budget, as adopted by the City Council identifies how the City resources will be spent in 2021. This budget is the City's financial management plan and has been designed to be responsive to public service demands and for carrying out services over the coming year. The 2021 budget is the result of sound financial management, and affords some protection for the future operation of the City. It is the City's intent to submit and manage the budget in the most open and straightforward manner possible, which will allow consistent and careful management of all resources. The City continually faces many challenges, which draw upon the resources and value judgments of all of us.

The City budget focus has been to maintain services provided and existing infrastructure. Public safety remains a priority for the City and this budget includes expenditures to funds to hire a building/development inspector to ensure city codes are followed. Also for 2021, the City has included increases to both the police and fire budgets and a contingency budget of \$10,000. The Ice and Snow Removal budget was decreased from 2020 budgeted expenditure levels. Finally, \$25,000 is being budgeted to fund future capital projects in the City.

On the revenue side, the largest revenue source is property taxes, which make up almost 90.49% of total revenues for the City. The 2021 property tax levy is increased 0.881% and the City's tax capacity also increase 14.369%, which results in a tax rate of 36.249% compared to 41.227% in 2020. Based on this most residents would see a decrease in their City property tax bills from 2020 to 2021.

As 2021 unfolds, the City is well positioned to meet current and future challenges through sound fiscal management. It is our hope this budget will meet the expectations and need of Gem Lake residents. My sincere thanks are extended to the City Council for their time and effort in the preparation of this document.

Respectfully,



Tom Kelly
City Treasurer

FUND STRUCTURE AND BUDGET BASIS

The financial structure of City of Gem Lake is similar to other governments with the use of funds. Funds are the control structures that ensure that public moneys are spent only for those purposes authorized and within amounts authorized. Funds are established to account for different types of activities and legal restrictions that are associated with a particular government function. The Governmental Accounting Standards Board (GASB) defines a fund as:

A fiscal and accounting entity with a self-balancing set of accounts recording cash and other financial resources, together with all related liabilities and residual equities or balances, and changes therein, which are segregated for the purpose of carrying on specific activities or attaining certain objectives in accordance with special regulations, restrictions, or limitations.

All of the funds used by the City must be classified into one of seven "fund types." Four of these fund types are used to account for the City's "governmental-type" activities and are known as "governmental funds." Two of these fund types are used to account for a government's "business-type" activities and are known as "proprietary funds." Finally, the seventh fund type is reserved for a government's "fiduciary activities." The City currently does not operate any fiduciary activities.

Governmental Fund types are used to account for governmental-type activities. These are the General Fund, Special Revenue Funds, Debt Service Funds, and Capital Projects Funds.

The General Fund is used to account for most of the day-to-day operations of the City, which are financed from property taxes and other general revenues. Activities financed by the General Fund are those not accounted for in other funds. There can only be one General Fund.

Special Revenue Funds are used to account for revenues derived from specific taxes or other earmarked revenue sources, which, by law, are designated to finance particular functions, or activities of the City and which therefore cannot be diverted to other uses. The Special Revenue Funds the City operates are the Park and Playground Fund, which was established to purchase and develop parks and trails in the City through the collection of park dedication fees on new developments or building permits and new for 2015 is a fund to account for possible grants the City may apply for to help redevelop its commercial district.

Debt Service Funds are used to account for the payment of interest and principal on general and special obligation debts other than debt issued for and serviced by a governmental enterprise.

The Capital Projects Funds account for all resources used for the acquisition and/or construction of capital equipment and facilities except those financed by Enterprise and Internal Service Funds.

Two **Proprietary Fund Types** are used to account for the City's business-type activities. These are the Enterprise Funds and the Internal Service Funds.

The City's Enterprise Funds are the Sewer and Water Operating Funds. These funds are used to account for the acquisition, operation and maintenance of these facilities and services, which are entirely or predominantly self-supported, by user charges. The operations of the Sewer and Water Operating Funds are accounted for in such a manner as to show a profit or loss similar to private enterprises.

Internal Service Funds are used to account for the financing of goods and services provided by one department to other departments of the City, on a cost-reimbursement basis. The City of Gem Lake

does not have any Internal Service Funds.

Fiduciary Funds are used when a government holds or manages financial resources in an agent or fiduciary capacity. The City of Gem Lake does not operate any of these funds at the current time.

The **Budget Basis** used by the City of Gem Lake is the modified accrual basis of accounting for governmental fund types (for example, the General Fund, Special Revenue Funds, Debt Service and Capital Project Funds). Under this accounting method, revenues are recognized in the accounting period in which they become available and measurable. Available means collectible within the current period or soon enough thereafter to be used to pay liabilities of the current period. Expenditures are recognized in the period in which the fund liability is incurred, except for unmatured interest on general long-term debt, which is recognized when due.

Enterprise Funds use the accrual basis of accounting. Under the accrual basis, revenues are recognized when they are measurable and earned. Expenses are recognized in the period incurred, if measurable. The budget basis for Enterprise and Internal Service Funds is also the accrual basis with the exceptions noted below.

The City's Comprehensive Annual Financial Report (CAFR) shows the status of the City's finances on the basis of "generally accepted accounting principles" (GAAP). This conforms to the way the City prepares its budget.

The CAFR shows fund expenditures on both a GAAP basis and budget basis for comparison purposes.

BUDGET PROCESS

The budget process begins in August with the City Treasurer developing a draft budget. The Mayor and Treasurer then meet in late August or early September to refine the draft budget. It is this budget that is presented to the full City Council in a workshop session in early September. It is from this workshop that a preliminary tax levy is presented and adopted no later than September 30th of each year. Once adopted the preliminary levy is certified to Ramsey County. Over the next few months, the Mayor and Treasurer develop a final draft budget and tax levy, which again is presented to the full City Council for review in November. From the meeting a final budget and tax levy is developed and presented in November. After the presentation the City Council votes to approve the budget and adopt the final property tax levy. In late December, the final levy is certified to the County Auditor. During the fiscal year, line items may be overspent as long as the total activity budget is not overspent. The Mayor can recommend changes for activities' budget to the City Council. The Council can then approve or disapprove the change, in the form of a budget amendment. Only with the City Council approval can an activity be overspent and only if funding is available. However, the property tax levy cannot be amended.

2020 BUDGET SUMMARY

BUDGET SUMMARY BY FUND TYPE

REVENUE BUDGET

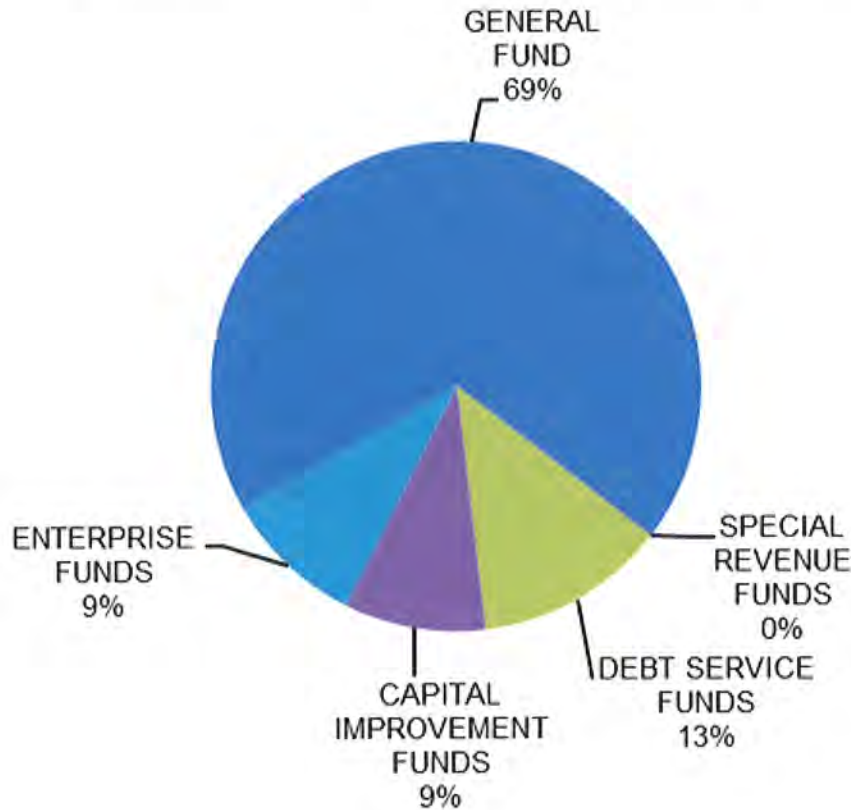
ACCOUNT DESCRIPTION	2017	2018	2019	12/17/2019	11/9/20	11/17/2020	% CHANGE
	ACTUAL	ACTUAL	ACTUAL	2020 ADOPTED	ACTUAL	2021 ADOPTED	
GENERAL FUND	\$476,191	\$522,100	\$526,635	\$519,138	\$303,941	\$492,385	-5.15%
SPECIAL REVENUE FUNDS	253	357	31,059	91,324	399	400	-99.56%
DEBT SERVICE FUNDS	76,796	114,899	75,406	81,385	41,479	90,491	11.19%
CAPITAL IMPROVEMENT FUNDS	40,389	826,137	74,883	66,250	47,425	66,430	0.27%
ENTERPRISE FUNDS	64,181	783,367	231,581	54,330	61,703	65,750	21.02%
TOTAL REVENUES	\$657,810	\$2,246,860	\$939,564	\$812,427	\$454,947	\$715,456	-11.94%

EXPENDITURE BUDGET

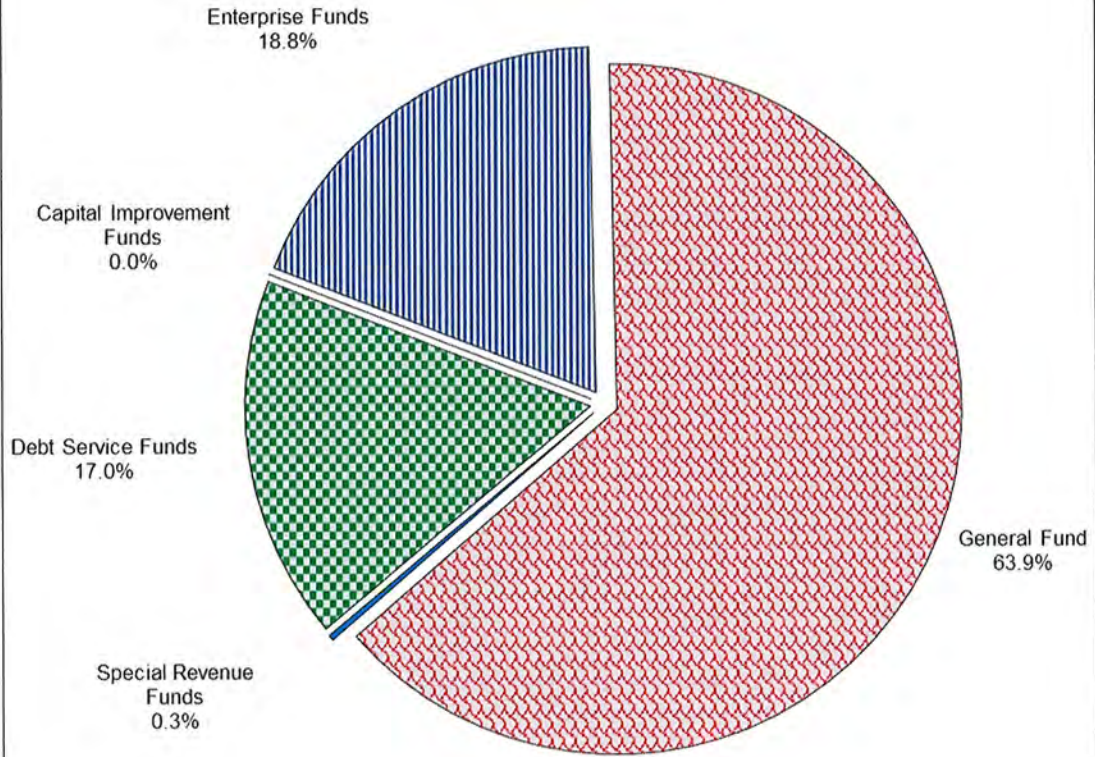
GENERAL FUND	\$360,300	\$456,326	\$426,283	\$515,114	\$284,792	\$492,385	-4.41%
SPECIAL REVENUE FUNDS	0	0	5,000	105,000	(2,759)	2,000	-98.10%
DEBT SERVICE FUNDS	78,089	140,249	106,833	127,465	136,165	131,265	2.98%
CAPITAL IMPROVEMENT FUNDS	19,965	594,329	58,890	61,024	0	0	562.00%
ENTERPRISE FUNDS	47,341	99,434	78,241	89,450	39,552	144,590	61.64%
TOTAL EXPENDITURES	\$505,695	\$1,290,338	\$675,247	\$898,053	\$457,750	\$770,240	-14.23%

FUND BALANCE - JANUARY 1	\$559,112	\$711,227	\$924,332	\$1,051,302	\$1,024,684	\$1,021,831	
EXCESS REVENUE OVER EXPENDITURES	\$152,115	\$956,522	\$264,317	(\$85,626)	(\$2,803)	(\$54,784)	
INFRASTRUCTURE CHANGES	\$0	(\$732,567)	(\$122,637)	\$27,000	\$0	\$41,500	
FUND BALANCE - DECEMBER 31	\$711,227	\$935,182	\$1,066,012	\$992,675	\$1,021,881	\$1,008,546	1.60%

2021 ADOPTED REVENUES BY FUND TYPE



2021 ADOPTED BUDGETED EXPENDITURES BY FUND TYPE





GENERAL FUND

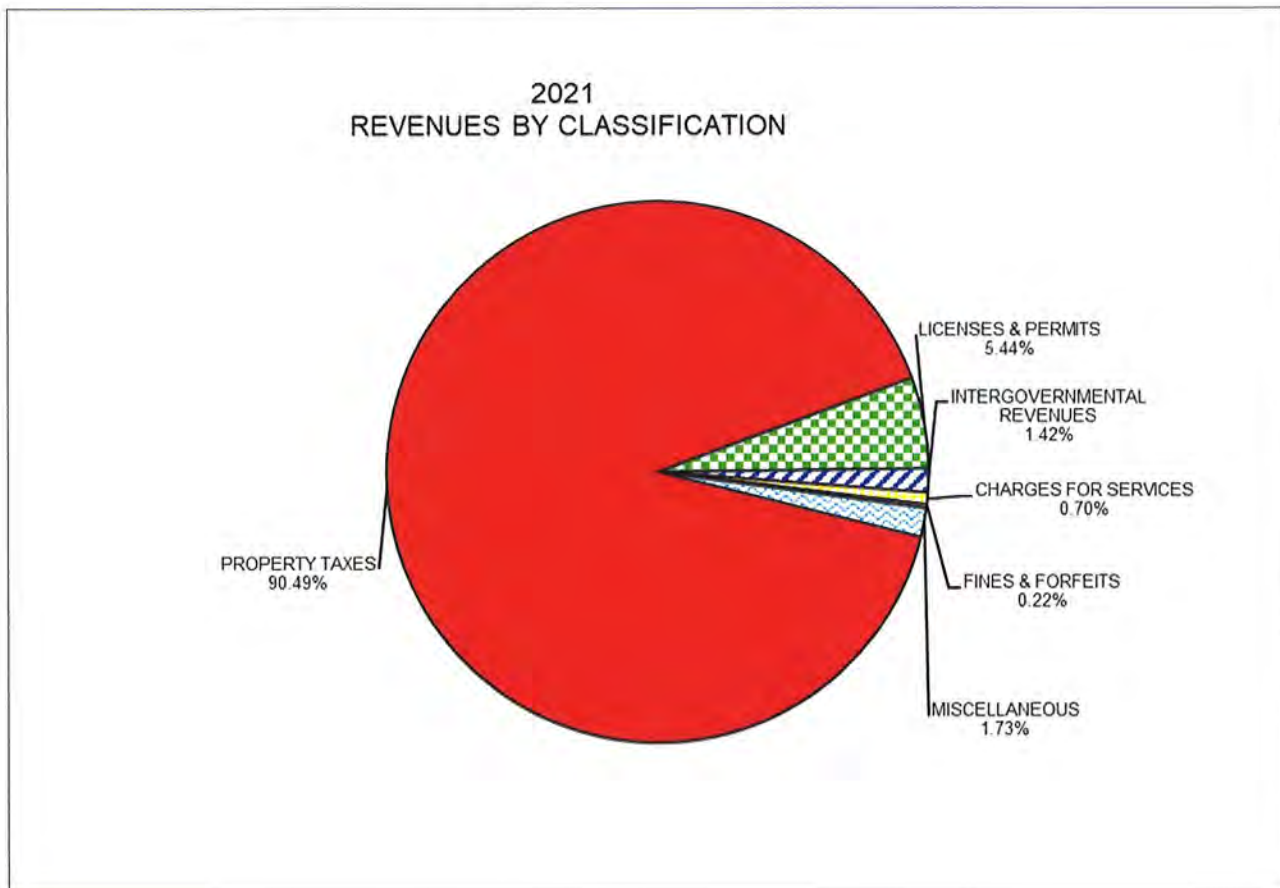
GENERAL FUND SUMMARY

FUND DESCRIPTION:

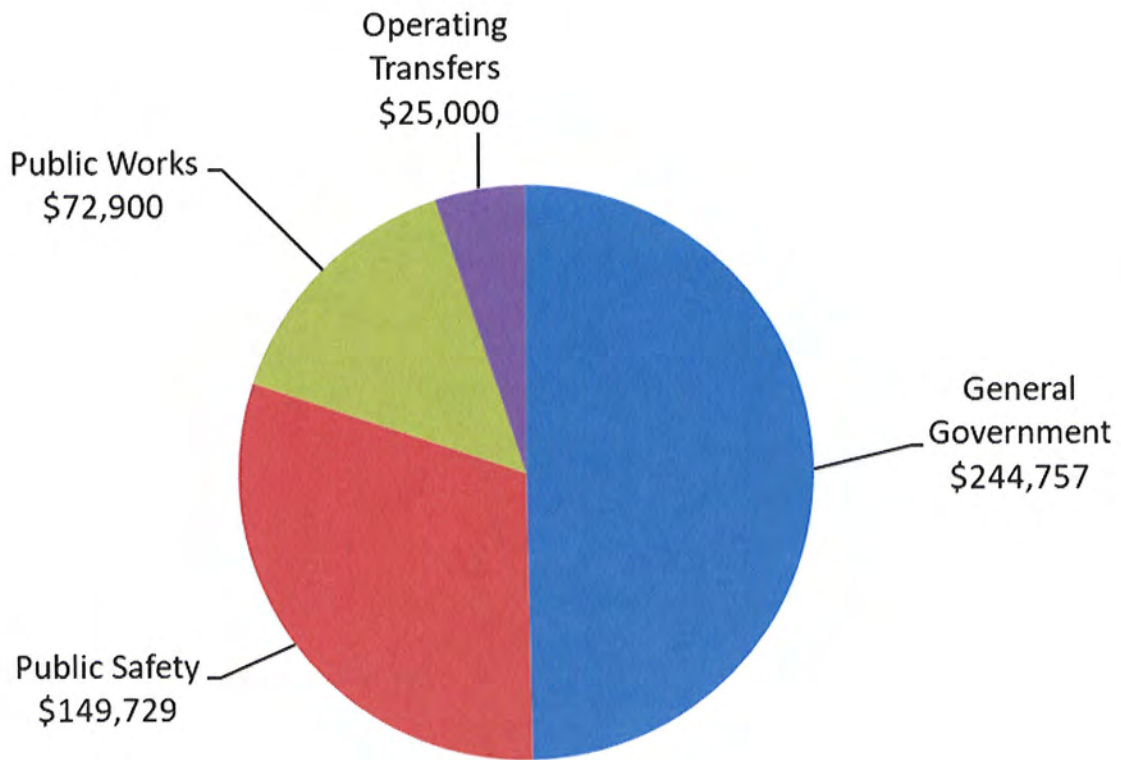
The General Fund accounts for the ordinary operations of the City, which are financed from taxes and other general revenues, which are not accounted for in another fund. The modified accrual basis of accounting is used in the General Fund. That is, expenditures are recorded at the time liabilities are incurred and revenues are recorded when received.

BUDGET SUMMARY:

Property taxes are the largest revenue source, with the general government department as the largest expenditure area planned for 2021. The 2021 General Fund budget of \$492,385 is a 5.15% decrease over the City's 2020 budget and is a balanced budget. The graphs below and on the next page demonstrate the percentage breakdown of budgeted revenues by classification and expenditure by department. Page 10 also shows this information numerically.



2021 Expenditures By Department



GENERAL FUND BUDGET SUMMARY BY ACTIVITY

REVENUES BY CLASSIFICATION	2018	2019	12/17/2019	11/9/20	11/17/2020	%
	ACTUAL	ACTUAL	ADOPTED	ACTUAL	ADOPTED	CHANGE
PROPERTY TAXES	\$379,124	\$370,728	\$451,088	\$268,062	\$445,535	-1.23%
LICENSES & PERMITS	46,866	95,310	30,250	26,860	26,800	-11.40%
INTERGOVERNMENTAL REVENUES	20,304	16,760	25,300	12	7,000	-72.33%
CHARGES FOR SERVICES	52,146	23,248	4,800	2,547	3,450	-28.13%
FINES & FORFEITS	1,145	1,769	1,200	590	1,100	-8.33%
MISCELLANEOUS	22,515	18,820	6,500	5,870	8,500	30.77%
TOTAL REVENUES	\$522,100	\$526,635	\$519,138	\$303,941	\$492,385	-5.15%
EXPENDITURES BY DEPARTMENT						
<u>GENERAL GOVERNMENT</u>						
41100 CITY COUNCIL	\$7,620	\$8,263	\$19,174	\$6,483	\$18,674	-2.61%
41900 GENERAL GOVERNMENT	52,644	72,973	60,897	40,504	61,533	1.04%
41600 LEGAL SERVICES	39,971	24,517	42,000	17,787	48,000	14.29%
41410 ELECTIONS	5,948	6,716	12,925	6,641	12,800	-0.97%
41500 FINANCIAL ADMINISTRATION	47,013	44,065	42,360	38,891	42,500	0.33%
41910 PLANNING & ZONING	113,626	39,582	34,050	17,232	30,300	-11.01%
41940 HERITAGE HALL	17,399	39,507	29,050	16,558	30,950	6.54%
TOTAL GENERAL GOVERNMENT	\$284,221	\$235,623	\$240,456	\$144,096	\$244,757	1.79%
<u>PUBLIC SAFETY</u>						
42100 POLICE	63,007	64,043	80,835	67,656	85,700	6.02%
42200 FIRE PROTECTION	17,115	21,680	25,245	21,034	25,650	1.60%
42300 ANIMAL CONTROL	0	0	600	0	600	0.00%
42401 BUILDING INSPECTIONS	18,359	23,452	40,079	6,406	37,779	-5.74%
TOTAL PUBLIC SAFETY	\$98,481	\$109,175	\$146,759	\$95,096	\$149,729	2.02%
<u>PUBLIC WORKS</u>						
43122 ROAD MAINTENANCE	27,402	2,350	27,900	16,912	29,900	7.17%
43125 ICE & SNOW REMOVAL	26,222	28,885	40,000	3,688	38,000	-5.00%
44100 PARK MAINTENANCE	0	0	5,000	0	5,000	0.00%
TOTAL PUBLIC WORKS	\$53,624	\$31,235	\$72,900	\$20,600	\$72,900	0.00%
<u>OPERATING TRANSFERS</u>						
4900 OPERATING TRANSFERS	20,000	50,250	55,000	25,000	25,000	-54.55%
TOTAL OPERATING TRANSFERS	\$20,000	\$50,250	\$55,000	\$25,000	\$25,000	-54.55%
TOTAL EXPENDITURES	\$456,326	\$426,283	\$515,114	\$284,792	\$492,385	-4.41%
FUND BALANCE - JANUARY 1	\$329,141	\$394,915	\$495,267	\$495,267	\$514,416	
EXCESS REVENUE OVER EXPENDITURES	\$65,774	\$100,352	\$4,024	\$19,149	(\$0)	
FUND BALANCE - DECEMBER 31	\$394,915	\$495,267	\$499,290	\$514,416	\$514,415	3.03%

REVENUES GENERAL FUND

ACTIVITY DESCRIPTION:

To record and maintain all general operating revenues. These revenues will be used to finance the general operating expenditures of the City.

GOALS:

1. Maintain stable, constant revenue sources.
2. Maintain a low tax rate, by reviewing the costs of services provided and charge appropriately for them.

BUDGET SUMMARY:

The property tax system is described in more detail beginning on page 58. The City's net taxable tax capacity has increased to \$1,436,565 for taxes payable in 2021. This is an increase of 14.369%. The City's General Fund property tax levy for 2021 will be \$445,535. Because of these two factors and the \$89,941 debt levy, the 2021 tax rate for the City will be 36.249% compared with 41.289% in 2020 and 40.254% in 2019.

All other 2021 City revenue sources were adjusted slightly or remained at the 2020 budget amounts based on actual past or anticipate amounts in 2020.

REVENUE LEVELS:

	2018 <u>ACTUAL</u>	2019 <u>ACTUAL</u>	2020 <u>ACTUAL</u>	2021 <u>ESTIMATED</u>
Tax Rate	39.335%	40.254%	41.289%	36.249%
Net Taxable Tax Capacity	1,128,008	1,143,753	1,256,075	1,436,565

BUDGET:

ACCT. #	ACCOUNT DESCRIPTION	12/17/2019			11/17/2020		%
		2018 ACTUAL	2019 ACTUAL	2020 ADOPTED	11/9/2020 ACTUAL	2021 ADOPTED	
PROPERTY TAXES							
31001	CURRENT TAXES	\$362,981	\$359,790	\$440,144	\$243,195	\$433,305	-1.55%
31002	DELINQUENT TAXES	9,323	3,851	0	24,418	0	0.00%
31003	FISCAL DISPARITIES	5,046	7,087	10,944	646	12,230	11.75%
31004	PENALTIES & INTEREST	1,774	0	0	(197)	0	0.00%
	TOTAL PROPERTY TAXES	\$379,124	\$370,728	\$451,088	\$268,062	\$445,535	-1.23%
LICENSES & PERMITS							
32100	GENERAL BUSINESS LICENSES	1,200	2,700	2,200	2,600	2,000	-9.09%
32101	ON-SALE LIQUOR LICENSES	1,200	5,400	5,400	5,800	5,400	0.00%
32102	OFF SALE LIQUOR LICENSE	0	0	0	0	0	0.00%
32103	NON-INTOXICATING LIQUOR LICENSES	0	0	0	0	0	0.00%
32104	OTHER PERMITS	1,843	1,430	1,000	1,465	1,200	20.00%
32106	TOBACCO LICENSE	0	500	500	200	0	-100.00%
32107	CHARITABLE GAMBLING LICENSE	0	500	500	500	500	0.00%
32201	CONTRACTOR LICENSE	2,000	1,565	1,200	1,551	1,200	0.00%
32210	BUILDING PERMITS	27,716	62,745	10,000	8,473	8,000	-20.00%
32211	PLUMBING PERMITS	3,270	7,508	1,500	1,540	1,000	-33.33%
32212	GAS/HEATING PERMITS	2,570	6,813	2,000	2,395	1,500	-25.00%
32213	ELECTRICAL PERMITS	377	824	1,100	356	800	-27.27%
32215	NPDES PERMIT	700	2,200	100	300	100	0.00%
32218	FIRE MARSHALL INSPECTION FEE	2,400	5	2,500	0	2,500	0.00%
32219	SEPTIC INSPECTION FEE	2,850	2,730	2,000	360	2,000	0.00%
32235	SEWER CONTRACTOR LICENSE	0	150	100	0	50	-50.00%
32239	RENTAL LICENSING	500	0	0	1,000	400	0.00%
32240	ANIMAL CONTROL LICENSE	240	240	150	320	150	0.00%
	TOTAL LICENSES & PERMITS	\$46,866	\$95,310	\$30,250	\$26,660	\$26,800	-11.40%
INTERGOVERNMENTAL REVENUES							
33401	LGA	6,002	0	0	12	0	0.00%
33430	COUNTY GRANTS & AIDS	15	13	15,000	0	0	-100.00%
33601	SCORE GRANT	2,024	9,173	0	0	1,000	0.00%
33603	POLICE STATE AID	5,111	0	4,300	0	0	-100.00%
33602	CABLE TV FRANCHISE FEES	7,152	7,574	6,000	0	6,000	0.00%
33604	OTHER GOVERNMENT AIDS AND GRANTS	0	0	0	0	0	0.00%
	TOTAL INTERGOV. REVENUES	\$20,304	\$16,760	\$25,300	\$12	\$7,000	-72.33%
CHARGES FOR SERVICES							
32220	SURCHARGE/SAC RETAINAGE	(190)	141	100	313	50	-50.00%
32230	ADMINISTRATIVE CHARGES	3,696	0	0	0	0	0.00%
34105	PLANNING CHARGES	11,309	1,150	500	0	200	-60.00%
34110	PLAN CHECK FEES	9,908	17,614	4,000	1,824	3,000	-25.00%
	FALSE ALARMS	0	0	0	0	0	0.00%
34121	SPECIAL ASSESSMENT SEARCHES	0	0	0	0	0	0.00%
34122	ENGINEERING CHARGES	21,769	1,418	0	0	0	0.00%
34123	ZONING CHARGES	5,452	700	0	75	0	0.00%
34126	CHARGES FOR LEGAL FEES	0	1,680	0	0	0	0.00%
34132	INVESTMENT ADMINISTRATIVE CHARGE	212	545	200	335	200	0.00%
34135	CONTRACTUAL SERVICES	0	0	0	0	0	0.00%
	TOTAL CHARGES FOR SERVICES	\$52,146	\$23,248	\$4,800	\$2,547	\$3,450	-28.13%
FINES & FORFEITS							
35100	TRAFFIC & OTHER FINES	1,145	1,769	1,200	590	1,100	-8.33%
	TOTAL FINES & FORFEITS	\$1,145	\$1,769	\$1,200	\$590	\$1,100	-8.33%
MISCELLANEOUS REVENUES							
36210	INTEREST EARNINGS	2,504	11,698	2,500	4,685	5,000	100.00%
36231	CHARITABLE GAMBLING CONTRIBUTIONS	0	0	0	0	0	0.00%
36241	INSURANCE POLICY DIVIDENDS	135	0	0	0	0	0.00%
36200	MISCELLANEOUS	16,624	154	1,000	88	500	-50.00%
36400	FACILITY RENTAL	3,252	6,968	3,000	1,097	3,000	0.00%
39200	TRANSFERS IN	0	0	0	0	0	0.00%
	TOTAL MISCELLANEOUS	\$22,515	\$18,820	\$6,500	\$5,870	\$8,500	30.77%
	TOTAL GENERAL FUND REVENUES	\$522,100	\$526,635	\$519,138	\$303,941	\$492,385	-5.15%

CITY COUNCIL GENERAL FUND

ACTIVITY DESCRIPTION:

The City Council provides elected representation to the community with control over matters of policy, budget, administration, and operations of the City.

GOALS:

1. Respond to citizen concerns, suggestions, questions, and complaints in a timely manner.
2. Keep current on legislative issues and incorporate those that directly affect the City and its residents.
3. Provide strategic direction to the City.
4. Provide policy direction and organization governance through budget, ordinances and other policy decisions.

BUDGET COMMENTARY:

Budget changes from 2020 to 2021 include decreasing administrative expenditures \$500 based on past expenditures and budgeting \$100 for possible conference/training costs and \$10,000 for contingencies.

BUDGET:

CITY COUNCIL DEPARTMENT 41100							
ACCT. #	ACCOUNT DESCRIPTION	2018 ACTUAL	2019 ACTUAL	12/17/2019 2020 ADOPTED	11/9/20 ACTUAL	11/17/2020 2021 ADOPTED	% CHANGE
<u>PERSONNEL SERVICES</u>							
100	WAGES & SALARIES	\$6,900	\$7,681	\$7,500	\$4,800	\$7,500	0.00%
130	FICA CONTRIBUTIONS	528	514	574	513	574	0.00%
TOTAL PERSONNEL SERVICES		\$7,428	\$8,195	\$8,074	\$5,313	\$8,074	0.00%
<u>OTHER SERVICES & CHARGES</u>							
300	PROFESSIONAL SERVICES	0	0	0	0	0	0.00%
308	ADMINISTRATION	192	0	1,000	0	500	-50.00%
310	CONFERENCE REGISTRATION FEES	0	68	100	20	100	0.00%
333	MEETING EXPENSES	0	0	0	0	0	0.00%
364	OTHER INSURANCE	0	0	0	0	0	0.00%
449	COUNCIL CONTINGENCY	0	0	10,000	1,150	10,000	0.00%
TOTAL OTHER SERVICES & CHARGES		\$192	\$68	\$11,100	\$1,170	\$10,600	-4.50%
TOTAL CITY COUNCIL		\$7,620	\$8,263	\$19,174	\$6,483	\$18,674	-2.61%

Clerk/General Government General Fund

ACTIVITY DESCRIPTION:

The Clerk/General Government Budget provides for funds and support for all of the City programs and departments of overall nature to City operations, not specifically mentioned in this written budget report. These programs include Administration, Recording Secretary, Newsletters, Insurance and Memberships. The General Government Budget also provides contributions to various community oriented organizations.

GOALS:

1. Prompt publication of meeting minutes, ordinances, and legal notices.
2. Provide support for agencies, which provide service needs within the City.

BUDGET COMMENTARY:

Most line items adjusted based on current and past expenditure levels.

Personnel Services increased to reflect wage increase.

BUDGET:

**CLERK/GENERAL GOVERNMENT
DEPARTMENT 41900**

ACCT. #	ACCOUNT DESCRIPTION	2018	2019	12/17/2019	11/9/20	11/17/2020	%
		ACTUAL	ACTUAL	ADOPTED	ACTUAL	ADOPTED	CHANGE
<u>PERSONNEL SERVICES</u>							
100	WAGES & SALARIES	\$24,871	\$26,034	\$25,617	\$20,306	\$27,620	7.82%
	TEMPORARY EMPLOYEES	0	2,203	0	0	0	0.00%
130	FICA CONTRIBUTIONS	1,491	2,805	1,960	1,257	2,113	7.82%
131	PERA CONTRIBUTIONS	0	0	0	0	0	0.00%
135	HEALTH INSURANCE	0	0	0	0	0	0.00%
150	WORKER'S COMPENSATION	225	128	520	411	500	-3.85%
	TOTAL PERSONNEL SERVICES	\$26,587	\$31,170	\$28,097	\$21,974	\$30,233	7.60%
<u>SUPPLIES</u>							
200	OFFICE SUPPLIES	1,906	1,662	2,000	411	2,000	0.00%
212	POSTAGE	1,319	1,321	1,450	717	1,450	0.00%
250	SALES TAX	0	0	0	0	0	0.00%
	TOTAL SUPPLIES	\$3,225	\$2,983	\$3,450	\$1,128	\$3,450	0.00%
<u>OTHER SERVICES & CHARGES</u>							
300	PROFESSIONAL SERVICES	0	120	3,000	0	2,000	-33.33%
305	ADMINISTRATION	631	329	700	18	500	-28.57%
308	PROFESSIONAL SERVICES	0	0	0	0	0	0.00%
309	MISCELLANEOUS	(107)	6,519	100	375	200	100.00%
310	CONFERENCE REGISTRATION FEES	0	485	500	0	500	0.00%
320	INTERNET CONNECTION	0	0	0	0	0	0.00%
322	WEB SITE	696	1,096	1,200	1,163	1,200	0.00%
331	MILEAGE	73	0	150	0	150	0.00%
332	RECORDING SECRETARY	0	0	0	806	0	0.00%
334	COMPUTER SERVICES	4,216	4,213	5,500	4,359	6,000	9.09%
350	PRINTING - OTHER	0	0	0	0	0	0.00%
351	LEGAL NOTICES	1,040	479	1,000	105	800	-20.00%
352	NEWSLETTER/PUBLIC RELATIONS	2,430	1,647	2,500	834	2,500	0.00%
361	GENERAL LIABILITY INSURANCE	1,030	1,091	3,500	1,616	3,000	-14.29%
363	VEHICLE INSURANCE	0	150	100	94	100	0.00%
365	PUBLIC OFFICIALS LIABILITY INSURANCE	37	(75)	150	0	150	0.00%
384	RECYCLING COLLECTION	8,067	16,304	9,500	6,753	9,500	0.00%
434	VLAWMO	0	0	0	0	0	0.00%
435	LMC	232	614	1,000	1,095	800	-20.00%
436	RCLLG	0	350	400	184	400	0.00%
440	DUES & SUBSCRIPTIONS	0	0	50	0	50	0.00%
450	CHARITABLE GAMBLING DISTRIBUTIONS	4,487	5	0	0	0	0.00%
	TOTAL OTHER SERVICES & CHARGES	\$22,832	\$33,327	\$29,350	\$17,402	\$27,850	-5.11%
<u>CAPITAL OUTLAY</u>							
570	FURNITURE & OFFICE EQUIPMENT	0	5,493	0	0	0	0.00%
580	OTHER EQUIPMENT/IMPROVEMENTS	0	0	0	0	0	0.00%
	TOTAL CAPITAL OUTLAY	\$0	\$5,493	\$0	\$0	\$0	0.00%
	TOTAL CLERK/GENERAL GOVERNMENT	\$52,644	\$72,973	\$60,897	\$40,504	\$61,533	1.04%

Legal Services General Fund

ACTIVITY DESCRIPTION:

All legal services are currently contracted with a private legal firm. Activities included are the issuance of legal opinions, preparation of ordinances, resolutions, contracts, and agreements, and the conduct of civil litigation.

GOALS:

1. Continue contracting for legal counsel.

BUDGET COMMENTARY:

The 2021 budget is based on contract cost of current legal counsel and anticipated use or need of legal counsel in 2021.

BUDGET:

LEGAL SERVICES DEPARTMENT 41600							
ACCT. #	ACCOUNT DESCRIPTION	2018 ACTUAL	2019 ACTUAL	12/17/2019 2020 ADOPTED	11/9/20 ACTUAL	11/17/2020 2021 ADOPTED	% CHANGE
	<u>OTHER SERVICES & CHARGES</u>						
300	PROFESSIONAL SERVICES	\$0	\$0	\$0	\$0	\$0	0.00%
303	PROSECUTION	1,294	487	4,000	85	3,000	-25.00%
304	LEGAL SERVICES	23,860	23,960	30,000	17,702	40,000	33.33%
305	LEGAL SERVICES - LAND ISSUES	12,527	70	8,000	0	5,000	-37.50%
309	MISCELLANEOUS	0	0	0	0	0	0.00%
317	LEGAL - ANNEXATION	2,290	0	0	0	0	0.00%
	TOTAL OTHER SERVICES & CHARGES	\$39,971	\$24,517	\$42,000	\$17,787	\$48,000	14.29%
	TOTAL LEGAL SERVICES	\$39,971	\$24,517	\$42,000	\$17,787	\$48,000	14.29%

Elections General Fund

ACTIVITY DESCRIPTION:

The Elections budget funds election activities of the City, which include maintenance of voting and ballot counting equipment and payment of the election service contract with Ramsey County.

GOALS:

1. Conduct fair and open elections.

BUDGET COMMENTARY:

In 2013 the City began contracting with Ramsey County for election administrative services. The cost to administer the elections will be spread over a two year period, which results in the City having flat election costs even though there are years with (even years) and without (odd years) general elections.

BUDGET:

ELECTIONS DEPARTMENT 41410		12/17/2019			11/17/2020		
ACCT. #	ACCOUNT DESCRIPTION	2018 ACTUAL	2019 ACTUAL	2020 ADOPTED	11/9/20 ACTUAL	2021 ADOPTED	% CHANGE
<u>PERSONNEL SERVICES</u>							
100	WAGES & SALARIES	\$0	\$0	\$0	\$0	\$0	0.00%
105	TEMPORARY EMPLOYEES	0	0	0	0	0	0.00%
130	FICA CONTRIBUTIONS	0	0	0	0	0	0.00%
160	WORKER'S COMP.	0	0	0	0	0	0.00%
	TOTAL PERSONNEL SERVICES	\$0	\$0	\$0	\$0	\$0	0.00%
<u>SUPPLIES</u>							
210	OPERATING SUPPLIES - OTHER	234	75	250	0	150	-40.00%
212	POSTAGE	0	0	0	0	0	0.00%
250	SALES TAX	0	0	0	0	0	0.00%
	TOTAL SUPPLIES	\$234	\$75	\$250	\$0	\$150	-40.00%
<u>OTHER SERVICES & CHARGES</u>							
308	ADMINISTRATION	14	0	0	0	0	0.00%
307	PROFESSIONAL SERVICES	4,679	4,165	10,000	4,165	10,000	0.00%
309	MISCELLANEOUS	0	0	0	0	0	0.00%
331	MILEAGE	0	0	0	0	0	0.00%
350	OTHER PRINTING	0	0	0	0	0	0.00%
351	LEGAL NOTICES	136	59	175	59	150	-14.29%
	Ballot Machine	0	0	0	0	0	0.00%
400	REPAIR/MAINTENANCE EQUIPMENT	885	2,417	2,500	2,417	2,500	0.00%
	TOTAL OTHER SERVICES & CHARGES	\$5,714	\$6,641	\$12,675	\$6,641	\$12,650	-0.20%
	TOTAL ELECTIONS	\$5,948	\$6,716	\$12,925	\$6,641	\$12,800	-0.97%

Financial Administration General Fund

ACTIVITY DESCRIPTION:

Financial administration is provided through a contract with White Bear Township. The contract includes accounting for every financial transaction of the City including accounts payable, accounts receivable, cash and debt management, and utility billing. In addition, the City contracts with a public accounting firm for audit services each year.

GOALS:

1. Provide meaningful and timely financial information and reports.
2. Complete the financial audit in a timely fashion.
3. Coordinate the City's annual budget process.

BUDGET COMMENTARY:

The amounts budgeted in 2021 reflect past expenditure levels. In 2020 the City requested proposals for audit services and the 2021 budget reflects the new audit costs.

BUDGET:

FINANCIAL ADMINISTRATION DEPARTMENT 41500							
ACCT.		2018	2019	12/17/2019	11/9/20	11/17/2020	%
#	ACCOUNT DESCRIPTION	ACTUAL	ACTUAL	ADOPTED	ACTUAL	ADOPTED	CHANGE
<u>PERSONNEL SERVICES</u>							
<u>SUPPLIES</u>							
200	OFFICE SUPPLIES	\$0	\$0	\$0	\$0	\$0	0.00%
250	SALES TAX	0	0	0	0	0	0.00%
TOTAL SUPPLIES		\$0	\$0	\$0	\$0	\$0	0.00%
<u>OTHER SERVICES & CHARGES</u>							
308	ADMINISTRATION	0	0	0	0	0	0.00%
301	AUDITING SERVICES	8,300	10,800	12,360	12,865	10,000	-19.09%
329	FINANCIAL SERVICES	36,912	31,710	28,000	24,316	30,000	7.14%
334	COMPUTER SERVICES	1,801	1,555	2,000	1,710	2,500	25.00%
309	MISCELLANEOUS EXPENSE	0	0	0	0	0	0.00%
TOTAL OTHER SERVICES & CHARGES		\$47,013	\$44,065	\$42,360	\$38,891	\$42,500	0.33%
TOTAL FINANCIAL ADMINISTRATION		\$47,013	\$44,065	\$42,360	\$38,891	\$42,500	0.33%

Planning & Zoning General Fund

ACTIVITY DESCRIPTION:

This department provides long range planning, day to day coordination, and design and management of programs and plans affecting residential, commercial and industrial development. The activities include, but are not limited to, comprehensive planning, zoning administration, design of trails and bikeways, promotion.

GOALS:

1. Implementation of comprehensive plan objectives.

BUDGET COMMENTARY:

Administration and Engineering Services increased based on past expenditure history.

In 2020, the City completed its work on the State required comprehensive plan update, which began in 2017. For these reasons, the budget is decreasing \$3,750.

BUDGET:

**PLANNING & ZONING
DEPARTMENT 41910**

ACCT. #	ACCOUNT DESCRIPTION	2018 ACTUAL	2019 ACTUAL	12/17/2019 2020 ADOPTED	11/9/20 ACTUAL	11/17/2020 2021 ADOPTED	% CHANGE
<u>OTHER SERVICES & CHARGES</u>							
300	PROFESSIONAL SERVICES	\$776	\$0	\$0	\$0	\$0	0.00%
308	ADMINISTRATION	9,151	0	3,500	0	3,500	0.00%
302	ENGINEERING SERVICES	89,444	28,416	22,000	12,017	20,000	-9.09%
309	MISCELLANEOUS	0	0	50	0	50	0.00%
315	ZONING ADMINISTRATION	403	2,443	500	261	750	50.00%
325	NPDES TRAINING	0	0	0	0	0	0.00%
326	NPDES EDUCATION	0	0	0	0	0	0.00%
327	MS4 REPORTING	732	5,271	8,000	3,024	6,000	-25.00%
332	RECORDING SECRETARY	0	0	0	0	0	0.00%
348	COMP. PLAN UPDATE	13,120	3,452	0	1,930	0	0.00%
433	DUES & SUBSCRIPTIONS	0	0	0	0	0	0.00%
TOTAL OTHER SERVICES & CHARGES		\$113,626	\$39,582	\$34,050	\$17,232	\$30,300	-11.01%
<u>CAPITAL OUTLAY</u>							
570	FURNITURE & OFFICE EQUIPMENT	0	0	0	0	0	0.00%
TOTAL CAPITAL OUTLAY		\$0	\$0	\$0	\$0	\$0	0.00%
TOTAL PLANNING & ZONING		\$113,626	\$39,582	\$34,050	\$17,232	\$30,300	-11.01%

Heritage Hall General Fund

ACTIVITY DESCRIPTION:

The activity for this department is to provide for the operation and maintenance of the City offices/meeting facility

GOALS:

1. Maintain a reputable facility to house meetings, mayor's office and a sub-station for the Ramsey County Sheriff Department.

BUDGET COMMENTARY:

Line items adjusted to reflect past expenditure activity. Contracted services increased for an outside contractor performing periodic through cleanings of the building.

BUDGET:

HERITAGE HALL DEPARTMENT 41940							
ACCT.		2018	2019	12/17/2019	11/9/20	11/17/2020	%
#	ACCOUNT DESCRIPTION	ACTUAL	ACTUAL	ADOPTED	ACTUAL	ADOPTED	CHANGE
<u>SUPPLIES</u>							
205	CLEANING SUPPLIES	\$0	\$0	\$0	\$0	\$0	0.00%
210	OPERATING SUPPLIES - OTHER	171	67	400	138	400	0.00%
230	BUILDING MATERIALS	0	0	0	0	0	0.00%
250	SALES TAX	0	0	0	0	0	0.00%
	TOTAL SUPPLIES	\$171	\$67	\$400	\$138	\$400	0.00%
<u>OTHER SERVICES & CHARGES</u>							
300	PROFESSIONAL SERVICES	759	4,762	4,000	273	4,000	0.00%
309	CONTRACT SERVICES	4,809	6,421	6,000	4,687	8,000	33.33%
321	TELEPHONE	1,648	1,470	2,200	0	2,000	-9.09%
362	PROPERTY INSURANCE	875	789	1,500	1,059	1,500	0.00%
381	ELECTRICITY	4,731	4,267	5,000	3,224	5,000	0.00%
383	GAS	957	1,177	1,500	650	1,700	13.33%
385	WATER/SEWER UTILITIES	465	847	650	712	850	30.77%
400	REPAIR/MAINTENANCE - OTHER	1,766	335	2,800	345	2,500	-10.71%
401	REPAIR/MAINTENANCE - BUILDINGS	1,218	19,372	5,000	5,470	5,000	0.00%
	TOTAL OTHER SERVICES & CHARGES	\$17,228	\$39,440	\$28,650	\$16,420	\$30,550	6.63%
<u>CAPITAL OUTLAY</u>							
520	BUILDING IMPROVEMENTS	0	0	0	0	0	0.00%
580	OTHER EQUIPMENT/IMPROVEMENTS	0	0	0	0	0	0.00%
	TOTAL CAPITAL OUTLAY	\$0	\$0	\$0	\$0	\$0	0.00%
	TOTAL HERITAGE HALL	\$17,399	\$39,507	\$29,050	\$16,558	\$30,950	6.54%

Police General Fund

ACTIVITY DESCRIPTION:

In 2018, the City of Gem Lake began contracting with the City of White Bear Lake's Police Department to provide law enforcement services for the City. As part of the contract, they will serve and protect the City as well as provide public education programs and services to the residents.

GOALS:

1. Provide effective law enforcement service to the City.

BUDGET COMMENTARY:

The 2021 budget is based on the contracted budget amount provided by the City of White Bear Lake's Police Department. Prior expenditures are from the Ramsey County Sheriff's Department, who the City contracted with through 2017.

BUDGET:

POLICE DEPARTMENT 42100							
ACCT. #	ACCOUNT DESCRIPTION	2018 ACTUAL	2019 ACTUAL	12/17/2019 2020 ADOPTED	11/9/20 ACTUAL	11/17/2020 2021 ADOPTED	% CHANGE
	<u>OTHER SERVICES & CHARGES</u>						
305	REGULAR LAW ENFORCEMENT	\$57,294	\$63,234	\$80,535	\$67,109	\$85,400	6.04%
306	SPECIAL LAW ENFORCEMENT	4,063	0	0	0	0	0.00%
307	DISPATCH COSTS	1,520	809	0	547	0	0.00%
308	ADMINISTRATION	130	0	300	0	300	0.00%
309	MISCELLANEOUS	0	0	0	0	0	0.00%
	TOTAL OTHER SERVICES & CHARGES	\$63,007	\$64,043	\$80,835	\$67,656	\$85,700	6.02%
	TOTAL POLICE	\$63,007	\$64,043	\$80,835	\$67,656	\$85,700	6.02%

Fire Protection General Fund

ACTIVITY DESCRIPTION:

The objective of the Fire Protection Department is to provide fire protection and prevention services. The City of Gem Lake entered an agreement with the City of White Bear Lake for such services. The contract also provides for site inspections and enforcement of fire codes through their Fire Marshal. Paramedic and ambulance service is provided by the contract, but the cost of the service is not included in the contract since it is billed as a fee-for-service to the individuals using the service.

GOALS:

1. Promote public education and information about fire prevention and safety.
2. Reduce property damage and loss due to fire.
3. Provide emergency medical assistance to all residents.

BUDGET COMMENTARY:

The City's contract amount is based on the White Bear Lake Fire Department 2021 budget less an adjustment for 2019 actual expenditures compared to budget and multiplied by the City's percentage of average population and average market valuation of the area served by the White Bear Lake Fire Department.

BUDGET:

FIRE DEPARTMENT 42200							
ACCT. #	ACCOUNT DESCRIPTION	2018 ACTUAL	2019 ACTUAL	12/17/2019 2020 ADOPTED	11/9/20 ACTUAL	11/17/2020 2021 ADOPTED	% CHANGE
	<u>OTHER SERVICES & CHARGES</u>						
308	ADMINISTRATION	\$0	\$0	\$0	\$0	\$0	0.00%
309	MISCELLANEOUS	0	0	0	0	0	0.00%
311	FIRE SERVICE	13,017	15,700	18,935	15,779	\$19,200	1.40%
312	FIRE MARSHALL SERVICES	4,098	5,980	6,310	5,255	\$6,450	2.22%
	TOTAL OTHER SERVICES & CHARGES	\$17,115	\$21,680	\$25,245	\$21,034	\$25,650	1.60%
	TOTAL FIRE	\$17,115	\$21,680	\$25,245	\$21,034	\$25,650	1.60%

Animal Control General Fund

ACTIVITY DESCRIPTION:

The City of Gem Lake entered an agreement with a private company for their animal control services. The contract is for service as needed.

GOALS:

1. Address animal issues within the City in a timely manner.

BUDGET COMMENTARY:

The 2021 budget was based on past expenditures.

BUDGET:

		ANIMAL CONTROL DEPARTMENT 42300					
ACCT.		2018	2019	12/17/2019	11/9/20	11/17/2020	%
#	ACCOUNT DESCRIPTION	ACTUAL	ACTUAL	2020 ADOPTED	ACTUAL	2021 ADOPTED	CHANGE
	<u>OTHER SERVICES & CHARGES</u>						
300	PROFESSIONAL SERVICES	\$0	\$0	\$0	\$0	\$0	0.00%
309	MISCELLANEOUS	0	0	0	0	0	0.00%
323	ANIMAL REMOVAL	0	0	400	0	400	0.00%
324	ANIMAL ENFORCEMENT	0	0	200	0	200	0.00%
	TOTAL OTHER SERVICES & CHARGES	\$0	\$0	\$600	\$0	\$600	0.00%
	TOTAL ANIMAL CONTROL	\$0	\$0	\$600	\$0	\$600	0.00%

Building Inspections General Fund

ACTIVITY DESCRIPTION:

The Code Enforcement Department issues all building permits for the City. This department provides for the health, safety and welfare of the City residents by providing inspection services to ensure that all residential, commercial, and industrial buildings comply with the Uniform Building Code and City Ordinances.

GOALS:

1. Continue to provide timely and thorough inspections.
2. Provide inspections of the City to apprehend illegal construction activities, which are not allowed or for which no permits have been issued.

BUDGET COMMENTARY:

The 2021 budget includes personnel costs related to hiring a part-time inspector to enforce city codes related to building and development activities. This position was included in the 2020 budget, but was not hired.

BUDGET:

		BUILDING INSPECTIONS DEPARTMENT 42401					
ACCT.		2018	2019	12/17/2019	11/17/2020		
#	ACCOUNT DESCRIPTION	ACTUAL	ACTUAL	2020 ADOPTED	11/9/20 ACTUAL	2021 ADOPTED	% CHANGE
<u>PERSONNEL SERVICES</u>							
100	WAGES & SALARIES	\$0	\$0	\$12,500	\$0	\$12,500	0.00%
	TEMPORARY EMPLOYEES	0	0	0	0	0	0.00%
130	FICA CONTRIBUTIONS	0	0	956	0	956	0.00%
131	PERA CONTRIBUTIONS	0	0	938	0	938	0.00%
135	HEALTH INSURANCE	0	0	0	0	0	0.00%
150	WORKER'S COMPENSATION	0	0	185	0	185	0.00%
	TOTAL PERSONNEL SERVICES	\$0	\$0	\$14,579	\$0	\$14,579	0.00%
<u>OTHER SERVICES & CHARGES</u>							
313	BUILDING INSPECTIONS	16,448	21,490	18,000	6,064	16,000	-11.11%
309	MISCELLANEOUS	0	0	0	0	0	0.00%
316	BUILDING SECRETARY SERVICES	1,911	1,752	2,500	272	2,200	-12.00%
334	COMPUTER SERVICES	0	210	0	70	0	0.00%
328	CODE ENFORCEMENT	0	0	0	0	0	0.00%
	TOTAL OTHER SERVICES & CHARGES	\$18,359	\$23,452	\$20,500	\$6,406	\$18,200	-11.22%
<u>CAPITAL OUTLAY</u>							
570	FURNITURE & EQUIPMENT	0	0	5,000	0	5,000	0.00%
	TOTAL CAPITAL OUTLAY	\$0	\$0	\$5,000	\$0	\$5,000	0.00%
	TOTAL BUILDING INSPECTIONS	\$18,359	\$23,452	\$40,079	\$6,406	\$37,779	-5.74%

Road Maintenance General Fund

ACTIVITY DESCRIPTION:

The Road and Bridge Department provide residents with safe and accessible transportation routes. This department provides for all maintenance and repair of the City's roads. Routine road maintenance is performed by White Bear Township public works staff or outside contractors by contract.

GOALS:

1. Routine maintenance to assure long life of each street.

BUDGET COMMENTARY:

Most line items adjusted based on past expenditures. In 2019, the City adopted a boulevard tree trimming policy, in which the City will trim any trees or bushes that interfere with pedestrian traffic and vision of vehicle drivers. Based on past expenditures, \$8,000 is estimated for tree trimming.

BUDGET:

ROAD MAINTENANCE DEPARTMENT 43122				12/17/2019	11/17/2020		
ACCT. #	ACCOUNT DESCRIPTION	2018 ACTUAL	2019 ACTUAL	2020 ADOPTED	11/9/20 ACTUAL	2021 ADOPTED	% CHANGE
<u>SUPPLIES</u>							
211	CHEMICALS	\$0	\$0	\$0	\$0	\$0	0.00%
210	OPERATING SUPPLIES - OTHER	0	0	0	0	0	0.00%
224	GRAVEL/STREET MATERIAL	591	0	0	0	0	0.00%
225	SALT/SAND	0	0	0	0	0	0.00%
226	SIGNS, SIGN REPAIR MATERIALS	8,191	1,270	500	0	500	0.00%
250	SALES TAX	0	0	0	0	0	0.00%
	TOTAL SUPPLIES	\$8,782	\$1,270	\$500	\$0	\$500	0.00%
<u>OTHER SERVICES & CHARGES</u>							
300	PROFESSIONAL SERVICES	0	0	0	0	0	0.00%
302	ENGINEERING FEES	633	298	6,000	13,762	4,000	-33.33%
308	ADMINISTRATION	0	0	0	0	0	0.00%
309	MISCELLANEOUS	0	0	0	0	0	0.00%
327	NPDES - STORMWATER	801	0	0	0	0	0.00%
351	LEGAL NOTICES	0	0	0	0	0	0.00%
382	ELECTRICITY - STREET LIGHTS	1,069	612	1,300	560	1,300	0.00%
385	ROW MAINTENANCE	0	40	1,000	0	1,000	0.00%
405	ROAD MAINTENANCE/REPAIR	0	130	4,000	2,590	15,000	275.00%
406	BLVD. TREE TRIMMING	16,078	0	15,000	0	8,000	-46.67%
433	DUES AND SUBSCRIPTIONS	39	0	100	0	100	0.00%
	TOTAL OTHER SERVICES & CHARGES	\$18,620	\$1,080	\$27,400	\$16,912	\$29,400	7.30%
<u>CAPITAL OUTLAY</u>							
540	HEAVY MACHINERY/EQUIPMENT	0	0	0	0	0	0.00%
	TOTAL CAPITAL OUTLAY	\$0	\$0	\$0	\$0	\$0	0.00%
	TOTAL ROAD MAINTENANCE	\$27,402	\$2,350	\$27,900	\$16,912	\$29,900	7.17%

Ice & Snow Removal General Fund

ACTIVITY DESCRIPTION:

The City's Ice and Snow activity is responsible for the control of ice and snow on City streets. The activity provides control in a safe and cost effective manner, keeping in mind safety, budget, and environmental concerns. The City contracts for this activity.

GOALS:

1. Remove snow as quickly as possible to provide all residents with safe access.

BUDGET COMMENTARY:

The budget for ice and snow control is based on past expenditures.

BUDGET:

		ICE & SNOW REMOVAL DEPARTMENT 43125					
ACCT. #	ACCOUNT DESCRIPTION	2018 ACTUAL	2019 ACTUAL	12/17/2019 2020 ADOPTED	11/9/20 ACTUAL	11/17/2020 2021 ADOPTED	% CHANGE
<u>SUPPLIES</u>							
225	SALT SAND	\$8,628	\$14,211	\$17,000	\$1,145	\$17,000	0.00%
210	OPERATING SUPPLIES - OTHER	0	0	0	0	0	0.00%
250	SALES TAX	0	0	0	0	0	0.00%
	TOTAL SUPPLIES	\$8,628	\$14,211	\$17,000	\$1,145	\$17,000	0.00%
<u>OTHER SERVICES & CHARGES</u>							
309	MISCELLANEOUS	0	0	0	0	0	0.00%
400	REPAIR/MAINTENANCE - OTHER	2,555	0	3,000	0	2,500	-16.67%
404	REPAIR/MAINTENANCE - CONTRACTUAL	15,039	14,674	20,000	2,543	18,500	-7.50%
	TOTAL OTHER SERVICES & CHARGES	\$17,594	\$14,674	\$23,000	\$2,543	\$21,000	-8.70%
<u>CAPITAL OUTLAY</u>							
540	HEAVY MACHINERY/EQUIPMENT	0	0	0	0	0	0.00%
	TOTAL CAPITAL OUTLAY	\$0	\$0	\$0	\$0	\$0	0.00%
	TOTAL ICE & SNOW REMOVAL	\$26,222	\$28,885	\$40,000	\$3,688	\$38,000	-5.00%

Parks Maintenance General Fund

ACTIVITY DESCRIPTION:

This department provides for all maintenance and upkeep of the City's parks system. Township personnel, through a contract, perform all labor and provide the equipment for maintenance.

GOALS:

1. Routine maintenance of parks.

BUDGET COMMENTARY:

In 2019, a trail was constructed in the Villas of Gem Lake housing development and donated to the City. For 2021, the City is budgeting \$5,000 to pay for mowing, plowing and maintenance of the trail and area around the trail.

The City does have plans to construct a sidewalk or pathway along County Road E to provide safer pedestrian traffic.

BUDGET:

PARK MAINTENANCE DEPARTMENT 4410					12/17/2019	11/17/2020		
ACCT. #	ACCOUNT DESCRIPTION	2018 ACTUAL	2019 ACTUAL	2020 ADOPTED	11/9/20 ACTUAL	2021 ADOPTED	% CHANGE	
<u>SUPPLIES</u>								
211	CHEMICALS	\$0	\$0	\$0	\$0	\$0	0.00%	
210	OPERATING SUPPLIES - OTHER	0	0	0	0	0	0.00%	
	LANDSCAPING MATERIALS	0	0	0	0	0	0.00%	
226	SIGNS, SIGN REPAIR MATERIALS	0	0	0	0	0	0.00%	
250	SALES TAX	0	0	0	0	0	0.00%	
	TOTAL SUPPLIES	\$0	\$0	\$0	\$0	\$0	0.00%	
<u>OTHER SERVICES & CHARGES</u>								
300	PROFESSIONAL SERVICES	0	0	0	0	0	0.00%	
404	PARK MAINTENANCE - CONTRACTUAL	0	0	5,000	0	5,000	0.00%	
400	REPAIR/MAINTENANCE - OTHER	0	0	0	0	0	0.00%	
309	MISCELLANEOUS	0	0	0	0	0	0.00%	
	TOTAL OTHER SERVICES & CHARGES	\$0	\$0	\$5,000	\$0	\$5,000	0.00%	
<u>CAPITAL OUTLAY</u>								
540	HEAVY MACHINERY/EQUIPMENT	0	0	0	0	0	0.00%	
580	OTHER EQUIPMENT/IMPROVEMENTS	0	0	0	0	0	0.00%	
	TOTAL CAPITAL OUTLAY	\$0	\$0	\$0	\$0	\$0	0.00%	
	TOTAL PARK MAINTENANCE	\$0	\$0	\$5,000	\$0	\$5,000	0.00%	

Operating Transfers General Fund

ACTIVITY DESCRIPTION:

This department provides funds that will be moved to other City funds to finance other City projects or activities.

GOALS:

1. Finance other future City projects with as little tax impact as possible on City property taxes.

BUDGET COMMENTARY:

In the past, the City transferred funds to finance future road improvements and the possible treatment and prevention of the Emerald Ash Bore (EAB) and other unidentified projects. The transfer in 2018 and planned for 2019 was for the City's share of future improvement projects. This transfer is being increased to \$25,000 for 2020 and a \$30,000 transfer to the Park and Playground Fund for the future construction of a sidewalk along County Road E. In 2021 only the \$25,000 for future improvement projects is being budgeted.

BUDGET:

**OPERATING TRANSFERS
DEPARTMENT 4900**

ACCT. #	ACCOUNT DESCRIPTION	2018 ACTUAL	2019 ACTUAL	12/17/2019 2020 ADOPTED	11/9/20 ACTUAL	11/17/2020 2021 ADOPTED	% CHANGE
720	TRANSFERS OUT						
	2007 Capital Improvement Bonds Improvement Fund - 401	\$0	\$0	\$0	\$0	\$0	0.00%
	Road Improvements	0	0	0	0	0	0.00%
	EAB Treatment/Prevention	0	0	0	0	0	0.00%
	Building Improvements/Replacement	0	0	0	0	0	0.00%
	Future Improvements	20,000	20,000	25,000	25,000	25,000	0.00%
	Sidewalk/Path along County Road E	0	30,250	30,000	0	0	-100.00%
	Annexation Reserve Account	0	0	0	0	0	0.00%
	City Hall Construction Fund - 402	0	0	0	0	0	0.00%
	Sewer Fund - 601	0	0	0	0	0	0.00%
	TOTAL OPERATING TRANSFERS	20,000	50,250	55,000	25,000	25,000	-54.55%



SPECIAL REVENUE FUNDS

PARK & PLAYGROUND FUND SPECIAL REVENUE FUND

ACTIVITY DESCRIPTION:

The purpose of the Park & Playground Fund is to assist the City in meeting park acquisition and development needs. Revenues are collected from developers or property owners that develop their properties. Fees are based on assessed land value or number of lots available. Special Revenue Funds, including the Park & Playground Fund use the modified accrual basis of accounting, that is revenues are recognized when received and expenditure at the time the liability is incurred

GOALS:

1. Acquire and develop current and future parkland property.
2. Provide recreational facilities to all residents, including trails and walkways.

BUDGET COMMENTARY:

Revenue source is park dedication fees paid on new construction and/or developments, interest earnings and any operating transfers. The transfer was from the General Fund and Improvement Funds in the past, for the possible construction of a sidewalk along County Road E.

The only expenditure in the past was for engineering is for the construction of the sidewalk along County Road E.

BUDGET:

201 PARK AND PLAYGROUND FUND							
<u>REVENUE BUDGET</u>							
ACCT.		2018	2019	12/17/2019	11/9/20	11/17/2020	%
#	ACCOUNT DESCRIPTION	ACTUAL	ACTUAL	ADOPTED	ACTUAL	ADOPTED	CHANGE
	<u>MISCELLANEOUS</u>						
33604	GRANTS	\$0	\$0	\$0	\$0	\$0	0.00%
34785	PARK DEDICATION FEES	0	0	0	0	0	0.00%
36210	INTEREST INCOME	357	809	300	399	400	33.33%
36200	MISCELLANEOUS	0	0	0	0	0	0.00%
39200	TRANSFERS IN	0	30,250	91,024	0	0	-100.00%
	TOTAL MISCELLANEOUS	\$357	\$31,059	\$91,324	\$399	\$400	-99.56%
	TOTAL REVENUES	\$357	\$31,059	\$91,324	\$399	\$400	-99.56%
	<u>EXPENDITURE BUDGET</u>						
	<u>SUPPLIES</u>						
210	OPERATING SUPPLIES - OTHER	\$0	\$0	\$0	\$0	\$0	0.00%
235	LANDSCAPING MATERIALS	0	0	0	0	0	0.00%
226	SIGNS & SIGN MATERIALS	0	0	0	0	0	0.00%
250	SALES TAX	0	0	0	0	0	0.00%
	TOTAL SUPPLIES	\$0	\$0	\$0	\$0	\$0	0.00%
	<u>OTHER SERVICES & CHARGES</u>						
300	PROFESSIONAL SERVICES	0	5,000	5,000	(3,200)	0	-100.00%
302	ENGINEERING FEES	8,504	12,720	5,000	50	0	-100.00%
304	LEGAL FEES	0	0	0	0	0	0.00%
300	PROFESSIONAL SERVICES	0	0	0	0	0	0.00%
400	REPAIR/MAINTENANCE - OTHER	0	0	0	0	0	0.00%
540	EQUIPMENT	0	0	0	0	0	0.00%
	TOTAL OTHER SERVICES & CHARGES	\$8,504	\$17,720	\$10,000	(\$3,150)	\$0	-100.00%
	<u>CAPITAL OUTLAY</u>						
510	LAND	0	0	0	0	0	0.00%
580	OTHER IMPROVEMENTS	0	0	100,000	441	2,000	-98.00%
720	TRANSFERS OUT	0	0	0	0	0	0.00%
	TOTAL CAPITAL OUTLAY	\$0	\$0	\$100,000	\$441	\$2,000	-98.00%
	TOTAL EXPENDITURES	\$8,504	\$17,720	\$110,000	(\$2,709)	\$2,000	-98.18%
	FUND BALANCE - JANUARY 1	\$40,125	\$31,978	\$45,317	\$31,978	\$35,086	
	EXCESS REVENUE OVER EXPENDITURES	(\$8,147)	\$13,339	(\$18,676)	\$3,108	(\$1,600)	
	FUND BALANCE - DECEMBER 31	\$31,978	\$45,317	\$26,641	\$35,086	\$33,486	25.69%

FUTURE IMPACTS:

The future budget impacts will depend on the type and scope of park and playground improvements.



THIS PAGE INTENTIONALLY LEFT BLANK



DEBT SERVICE FUNDS

DEBT SERVICE FUNDS

DESCRIPTION:

The Debt Service Funds repay the outstanding debt obligations of the City of Gem Lake. Debt service funds use the modified accrual basis of accounting; however, the cash basis of accounting will be used for budgetary purposes only. The cash basis is used for budgeting to ensure that sufficient cash will be available to make required payments on the City's bonded indebtedness.

GOALS:

1. Retire all debt in a timely basis as scheduled.

MEASURABLE WORKLOAD DATA:

	2018 <u>ACTUAL</u> Non-Rated	2019 <u>ACTUAL</u> Non-Rated	2020 <u>ACTUAL</u> Non-Rated	2021 <u>ESTIMATED</u> Non-Rated
Bond Rating				
Dec. 31 Debt Outstanding (In thousands)	\$1,315	\$1,250	\$1,160	\$1,065
Net Debt Per Capita	\$2,941	\$2,796	\$2,555	\$2,281

DEBT LIMITATIONS:

All Minnesota municipalities (counties, cities, towns and school districts) are subject to statutory "net debt" limitations under the provisions of Minnesota Statutes, Section 475.53. Under this provision, the legal debt limit is 3.0% of the assessor's market value of the municipalities' tax base. Bond issues covered by this limit are those that are financed by property taxes unless at least 20% of the annual debt service costs are financed by special assessments or tax increments. At present, the City has one bond issue that is subject to the debt limit: the 2015 G. O. Refunding Bonds. The City's current legal debt limit and debt margin is as follows:

Legal Debt Limit (3% of Estimated Market Value)	\$4,104,957
Less: Outstanding Debt Subject to Limit	<u>(530,000)</u>
Legal Debt Margin as of January 1, 2021	\$3,574,957

BUDGET COMMENTARY:

The City's debt consists of a capital improvement plan bond for the construction of Heritage Hall, which is repaid from a property tax levy and was refunded with the 2015 G. O. Refunding Bond. In 2018, the

City issued improvement bonds with a principal of \$660,000.00. In 2013, the City paid off the outstanding principal balance of its 2004A and 2006A improvement bonds, which are included in this document as the Funds still had activity to close out its balance in 2018.

BUDGET:

DEBT SERVICE FUNDS SUMMARY							
REVENUE BUDGET							
ACCT.		2018	2019	12/17/2019	11/9/20	11/17/2020	%
#	ACCOUNT DESCRIPTION	ACTUAL	ACTUAL	ADOPTED	ACTUAL	ADOPTED	CHANGE
PROPERTY TAXES							
31001	CURRENT TAXES	\$82,965	\$71,415	\$78,600	\$35,947	\$87,436	11.24%
31002	DELINQUENT TAXES	2,490	880	0	4,767	0	0.00%
31003	FISCAL DISPARITY TAX	1,154	1,407	2,235	133	2,505	12.08%
31004	PENALTIES & INTEREST	(31)	0	0	(36)	0	0.00%
	TOTAL PROPERTY TAXES	\$86,578	\$73,702	\$80,835	\$40,811	\$89,941	11.26%
SPECIAL ASSESSMENTS							
36101	SPECIAL ASSESSMENTS	13,120	0	0	0	0	0.00%
36102	DELINQUENT SPECIAL ASSESSMENTS	0	0	0	0	0	0.00%
36103	PENALTIES & INTEREST	0	0	0	0	0	0.00%
36104	SPECIAL ASSESSMENTS - PREPAID/SNR	0	0	0	0	0	0.00%
	TOTAL FINES & FORFEITS	\$13,120	\$0	\$0	\$0	\$0	0.00%
MISCELLANEOUS							
36210	INTEREST EARNINGS	948	1,704	550	668	550	0.00%
39000	MISCELLANEOUS	0	0	0	0	0	0.00%
39200	BOND PROCEEDS	14,253	0	0	0	0	0.00%
39300	TRANSFERS IN	0	0	0	0	0	0.00%
	TOTAL MISCELLANEOUS	\$15,201	\$1,704	\$550	\$668	\$550	0.00%
	TOTAL REVENUES	\$114,899	\$75,406	\$81,385	\$41,479	\$90,491	11.19%
EXPENDITURE BUDGET							
CAPITAL OUTLAY							
601	BOND PRINCIPAL	60,000	65,000	90,000	90,000	95,000	5.56%
602	BOND INTEREST	15,755	38,883	36,165	36,165	34,065	-5.81%
603	FISCAL AGENT FEES	3,470	2,950	1,300	10,000	2,200	69.23%
701	MISCELLANEOUS	0	0	0	0	0	0.00%
720	TRANSFERS OUT	61,024	0	0	0	0	0.00%
	TOTAL CAPITAL OUTLAY	\$140,249	\$106,833	\$127,465	\$136,165	\$131,265	2.98%
	TOTAL EXPENDITURES	\$140,249	\$106,833	\$127,465	\$136,165	\$131,265	2.98%
	FUND BALANCE - JANUARY 1	\$113,049	\$87,699	\$56,272	\$87,699	(\$6,987)	
	EXCESS REVENUE OVER EXPENDITURES	(\$25,350)	(\$31,427)	(\$46,080)	(\$94,686)	(\$40,774)	
	FUND BALANCE - DECEMBER 31	\$87,699	\$56,272	\$10,192	(\$6,987)	(\$47,761)	-568.61%

2004 IMPROVEMENT BOND FUND

DEPARTMENT: 2004 Improvement Bond
SUPERVISOR: Finance Officer
FUND #: 302
ACTIVITY #: 4700

ACTIVITY DESCRIPTION:

The 2004 Improvement Bond was issued to pay for the construction costs of the Scheuneman Road sanitary sewer and roadway reconstruction project.

GOALS:

None as this debt was retired in 2013.

MEASURABLE WORKLOAD DATA:

	<u>2018</u> <u>ACTUAL</u>	<u>2019</u> <u>ACTUAL</u>	<u>2020</u> <u>ACTUAL</u>	<u>2021</u> <u>ESTIMATE</u>
Bond Principal Retired	\$0	\$0	\$0	\$0
Bond Interest Paid	\$0	\$0	\$0	\$0
Special Assessments Collected	\$13,120	\$0	\$0	\$0

DEBT PAYMENT SCHEDULE:

<u>YEAR DUE</u>	<u>JAN. 1 DEBT</u> <u>OUTSTANDING</u>	<u>PRINCIPAL DUE</u>	<u>INTEREST DUE</u>
	Debt was retired in 2013		

BUDGET COMMENTARY:

This Fund is being shown for historical purposes only for the activity in 2018.

This fund received its revenue from special assessments collected from benefited properties and an operating transfer to remove the remaining fund balance.

BUDGET:

302 2004 IMPROVEMENT BONDS							
<u>REVENUE BUDGET</u>							
ACCT.		2018	2019	12/17/2019	11/9/20	11/17/2020	%
#	ACCOUNT DESCRIPTION	ACTUAL	ACTUAL	ADOPTED	ACTUAL	ADOPTED	CHANGE
<u>SPECIAL ASSESSMENTS</u>							
36101	SPECIAL ASSESSMENTS - CURRENT	\$13,120	\$0	\$0	\$0	\$0	0.00%
36102	SPECIAL ASSESSMENTS - DELINQUENT	0	0	0	0	0	0.00%
36103	PENALTIES & INTEREST	0	0	0	0	0	0.00%
36104	SPECIAL ASSESSMENTS - PREPAID/SNR	0	0	0	0	0	0.00%
	TOTAL FINES & FORFEITS	\$13,120	\$0	\$0	\$0	\$0	0.00%
<u>MISCELLANEOUS</u>							
36210	INTEREST EARNINGS	1	0	0	0	0	0.00%
39100	BOND PROCEEDS	0	0	0	0	0	0.00%
39200	TRANSFERS IN	0	0	0	0	0	0.00%
	TOTAL MISCELLANEOUS	\$1	\$0	\$0	\$0	\$0	0.00%
	TOTAL REVENUES	\$13,121	\$0	\$0	\$0	\$0	0.00%
<u>EXPENDITURE BUDGET</u>							
<u>CAPITAL OUTLAY</u>							
600	BOND PRINCIPAL	\$0	\$0	\$0	\$0	\$0	0.00%
610	BOND INTEREST	0	0	0	0	0	0.00%
620	FISCAL AGENT FEES	0	0	0	0	0	0.00%
720	TRANSFERS OUT	11,725	0	0	0	0	0.00%
	TOTAL CAPITAL OUTLAY	\$11,725	\$0	\$0	\$0	\$0	0.00%
	TOTAL EXPENDITURES	\$11,725	\$0	\$0	\$0	\$0	0.00%
	FUND BALANCE - JANUARY 1	(\$1,396)	\$0	\$0	\$0	\$0	
	EXCESS REVENUE OVER EXPENDITURES	\$1,396	\$0	\$0	\$0	\$0	
	FUND BALANCE - DECEMBER 31	\$0	\$0	\$0	\$0	\$0	0.00%

2015 REFUNDING CAPITAL IMPROVEMENT PLAN BOND FUND

DEPARTMENT: 2015 Refunding Capital Improvement Plan Bond
SUPERVISOR: Finance Officer
FUND #: 304
ACTIVITY #: 4700

ACTIVITY DESCRIPTION:

The 2007 Capital Improvement Plan Bonds were issued to finance the construction of Heritage Hall and refunded in 2015.

GOALS:

1. Pay debt payments on a timely basis as scheduled.

MEASURABLE WORKLOAD DATA:

	2018	2019	2020	2021
	<u>ACTUAL</u>	<u>ACTUAL</u>	<u>ACTUAL</u>	<u>ESTIMATE</u>
Bond Principal Retired	\$60,000	\$65,000	\$60,000	\$60,000
Bond Interest Paid	\$15,755	\$14,828	\$13,765	\$12,640
Property Tax Levy Collected	\$86,578	\$79,996	\$78,086	\$80,876

DEBT PAYMENT SCHEDULE:

<u>YEAR DUE</u>	<u>JAN. 1 DEBT OUTSTANDING</u>	<u>PRINCIPAL DUE</u>	<u>INTEREST DUE</u>
2021	\$530,000.00	\$60,000.00	\$12,640.00
2022	\$470,000.00	\$65,000.00	\$11,358.75
2023	\$405,000.00	\$65,000.00	\$9,928.75
2024	\$340,000.00	\$65,000.00	\$8,401.25
2025	\$275,000.00	\$65,000.00	\$6,776.25
2026	\$210,000.00	\$70,000.00	\$4,987.50
2027	\$140,000.00	\$70,000.00	\$3,045.00
2028	\$70,000.00	\$70,000.00	\$1,015.00

BUDGET COMMENTARY:

This fund will receive its revenue from a property tax levy.

Annual debt service payments are the only expenditures budgeted in this fund.

The 2007 Capital Improvement Plan Bonds were advance refunded by the 2015 General Obligation Refunding Bonds for principal beginning in 2017.

BUDGET:

304 2015 REFUNDING BOND (FORMERLY 2007 CAPITAL IMPROVEMENT PLAN BONDS)							
<u>REVENUE BUDGET</u>							
ACCT.		2018	2019	12/17/2019	11/9/20	11/17/2020	%
#	ACCOUNT DESCRIPTION	ACTUAL	ACTUAL	ADOPTED	ACTUAL	ADOPTED	CHANGE
<u>PROPERTY TAXES</u>							
31001	CURRENT TAXES	\$82,965	\$70,844	\$74,808	\$34,214	\$78,666	5.16%
31002	DELINQUENT TAXES	2,490	880	0	4,729	0	0.00%
31003	FISCAL DISPARITIES TAXES	1,154	1,396	1,110	136	2,210	99.10%
31004	PENALTIES & INTEREST	(31)	0	0	(36)	0	0.00%
	TOTAL FINES & FORFEITS	\$86,578	\$73,120	\$75,918	\$39,043	\$80,876	6.53%
<u>MISCELLANEOUS</u>							
36210	INTEREST EARNINGS	678	2,090	500	617	500	0.00%
39100	BOND PROCEEDS	1,622	0	0	0	0	0.00%
39200	TRANSFERS IN	0	0	0	0	0	0.00%
	TOTAL MISCELLANEOUS	\$2,300	\$2,090	\$500	\$617	\$500	0.00%
	TOTAL REVENUES	\$88,878	\$75,210	\$76,418	\$39,660	\$81,376	6.49%
<u>EXPENDITURE BUDGET</u>							
<u>CAPITAL OUTLAY</u>							
600	BOND PRINCIPAL	\$60,000	\$65,000	\$60,000	\$60,000	\$60,000	0.00%
610	BOND INTEREST	15,755	14,827	13,765	13,765	12,640	-8.17%
620	FISCAL AGENT FEES	2,071	1,425	600	7,500	1,500	150.00%
720	TRANSFERS OUT	0	0	0	0	0	0.00%
	TOTAL CAPITAL OUTLAY	\$77,826	\$81,252	\$74,365	\$81,265	\$74,140	-0.30%
	TOTAL EXPENDITURES	\$77,826	\$81,252	\$74,365	\$81,265	\$74,140	-0.30%
	FUND BALANCE - JANUARY 1	\$119,892	\$130,944	\$124,902	\$130,944	\$89,339	
	EXCESS REVENUE OVER EXPENDITURES	\$11,052	(\$6,042)	\$2,053	(\$41,605)	\$7,236	
	FUND BALANCE - DECEMBER 31	\$130,944	\$124,902	\$126,955	\$89,339	\$96,575	-23.93%

2006 IMPROVEMENT BOND FUND

DEPARTMENT: 2006 Improvement Bond
SUPERVISOR: Finance Officer
FUND #: 303
ACTIVITY #: 4700

ACTIVITY DESCRIPTION:

The 2006 Improvement Bonds were issued to finance road improvements on Big Fox Road, Little Fox Lane, Haven Lane, and Tessier Road.

GOALS:

None as this bond was retired in 2013.

MEASURABLE WORKLOAD DATA:

	<u>2018 ACTUAL</u>	<u>2019 ACTUAL</u>	<u>2020 ACTUAL</u>	<u>2021 ESTIMATE</u>
Bond Principal Retired	\$0	\$0	\$0	\$0
Bond Interest Paid	\$0	\$0	\$0	\$0
Special Assessments Collected	\$0	\$0	\$0	\$0

DEBT PAYMENT SCHEDULE:

<u>YEAR DUE</u>	<u>JAN. 1 DEBT OUTSTANDING</u>	<u>PRINCIPAL DUE</u>	<u>INTEREST DUE</u>
	Debt was retired in 2013		

BUDGET COMMENTARY:

This fund will receive its revenue from special assessments levied against benefiting properties.

The main expenditures in 2018 was for a transfer to improvement funds to remove remaining fund balances.

This Fund is being shown for historical purposes only for the activity in 2018.

BUDGET:

303 2006 IMPROVEMENT BONDS							
<u>REVENUE BUDGET</u>							
ACCT.		2018	2019	12/17/2019 2020	11/9/20	11/17/2020 2021	%
#	ACCOUNT DESCRIPTION	ACTUAL	ACTUAL	ADOPTED	ACTUAL	ADOPTED	CHANGE
<u>SPECIAL ASSESSMENTS</u>							
36101	SPECIAL ASSESSMENTS - CURRENT	\$0	\$0	\$0	\$0	\$0	0.00%
36102	SPECIAL ASSESSMENTS - DELINQUENT	0	0	0	0	0	0.00%
36103	PENALTIES & INTEREST	0	0	0	0	0	0.00%
36104	SPECIAL ASSESSMENTS - PREPAID/SNR	0	0	0	0	0	0.00%
	TOTAL FINES & FORFEITS	\$0	\$0	\$0	\$0	\$0	0.00%
<u>MISCELLANEOUS</u>							
36210	INTEREST EARNINGS	269	0	0	0	0	0.00%
39100	BOND PROCEEDS	0	0	0	0	0	0.00%
39200	TRANSFERS IN	0	0	0	0	0	0.00%
	TOTAL MISCELLANEOUS	\$269	\$0	\$0	\$0	\$0	0.00%
	TOTAL REVENUES	\$269	\$0	\$0	\$0	\$0	0.00%
<u>EXPENDITURE BUDGET</u>							
<u>CAPITAL OUTLAY</u>							
600	BOND PRINCIPAL	\$0	\$0	\$0	\$0	\$0	0.00%
610	BOND INTEREST	0	0	0	0	0	0.00%
620	FISCAL AGENT FEES	1,399	0	0	0	0	0.00%
720	TRANSFERS OUT	49,299	0	0	0	0	0.00%
	TOTAL CAPITAL OUTLAY	\$50,698	\$0	\$0	\$0	\$0	0.00%
	TOTAL EXPENDITURES	\$50,698	\$0	\$0	\$0	\$0	0.00%
	FUND BALANCE - JANUARY 1	\$50,429	\$0	\$0	\$0	\$0	
	EXCESS REVENUE OVER EXPENDITURES	(\$50,429)	\$0	\$0	\$0	\$0	
	FUND BALANCE - DECEMBER 31	\$0	\$0	\$0	\$0	\$0	0.00%

2018 IMPROVEMENT BOND FUND

DEPARTMENT: 2018 Improvement Bond
SUPERVISOR: Finance Officer
FUND #: 305
ACTIVITY #: 4700

ACTIVITY DESCRIPTION:

The 2018 Improvement Bonds were issued to finance the reconstruction of Scheuneman Road in the business district and to extend water and sanitary sewer in the area.

GOALS:

1. Pay debt payments on a timely basis as scheduled.

MEASURABLE WORKLOAD DATA:

	<u>2018</u> <u>ACTUAL</u>	<u>2019</u> <u>ACTUAL</u>	<u>2020</u> <u>ACTUAL</u>	<u>2021</u> <u>ESTIMATE</u>
Bond Principal Retired	\$0.00	\$0.00	\$30,000	\$35,000
Bond Interest Paid	\$0.00	\$24,056	\$22,400	\$21,425
Property Tax Levy Collected	\$0.00	\$1,674	\$3,536	\$9,065
Special Assessments Collected	\$0.00	\$71,151	\$70,592	\$61,830

DEBT PAYMENT SCHEDULE:

<u>YEAR DUE</u>	<u>JAN. 1 DEBT</u> <u>OUTSTANDING</u>	<u>PRINCIPAL DUE</u>	<u>INTEREST DUE</u>
2021	\$630,000.00	\$35,000.00	\$21,425.00
2022	\$595,000.00	\$40,000.00	\$20,300.00
2023	\$555,000.00	\$40,000.00	\$19,100.00
2024	\$515,000.00	\$40,000.00	\$17,900.00
2025	\$475,000.00	\$40,000.00	\$16,700.00
2026	\$435,000.00	\$40,000.00	\$15,500.00
2027	\$395,000.00	\$45,000.00	\$14,225.00
2028	\$350,000.00	\$45,000.00	\$12,875.00
2029	\$305,000.00	\$45,000.00	\$11,300.00
2030	\$260,000.00	\$50,000.00	\$9,400.00
2031	\$210,000.00	\$50,000.00	\$7,400.00
2032	\$160,000.00	\$50,000.00	\$5,400.00
2033	\$110,000.00	\$55,000.00	\$3,300.00
2034	\$55,000.00	\$55,000.00	\$1,100.00

BUDGET COMMENTARY:

This fund will receive its revenue from a property tax levy and special assessments.

Annual debt service payments are the only expenditures budgeted in this fund.

BUDGET:

305 2018 IMPROVEMENT BONDS							
REVENUE BUDGET				12/17/2019		11/17/2020	
ACCT.		2018	2019	2020	11/9/20	2021	%
#	ACCOUNT DESCRIPTION	ACTUAL	ACTUAL	ADOPTED	ACTUAL	ADOPTED	CHANGE
<u>PROPERTY TAXES</u>							
31001	CURRENT TAXES	\$0	\$571	\$3,792	\$1,733	\$8,770	131.28%
31002	DELINQUENT TAXES	0	0	0	38	0	0.00%
31003	FISCAL DISPARITIES TAXES	0	11	1,125	(3)	295	-73.78%
31004	PENALTIES & INTEREST	0	0	0	0	0	0.00%
	TOTAL FINES & FORFEITS	\$0	\$582	\$4,917	\$1,768	\$9,065	84.36%
<u>SPECIAL ASSESSMENTS</u>							
36101	SPECIAL ASSESSMENTS - CURRENT	0	71,151	54,000	\$24,719	61,830	14.50%
36102	SPECIAL ASSESSMENTS - DELINQUENT	0	0	0	9,248	0	0.00%
36103	PENALTIES & INTEREST	0	828	0	1,329	0	0.00%
36104	SPECIAL ASSESSMENTS - PREPAID/SNR	0	0	0	0	0	0.00%
	TOTAL FINES & FORFEITS	\$0	\$71,979	\$54,000	\$35,296	\$61,830	14.50%
<u>MISCELLANEOUS</u>							
36210	INTEREST EARNINGS	0	(386)	50	51	50	0.00%
39100	BOND PROCEEDS	12,631	0	0	0	0	0.00%
39200	TRANSFERS IN	0	0	0	0	0	0.00%
	TOTAL MISCELLANEOUS	\$12,631	(\$386)	\$50	\$51	\$50	0.00%
	TOTAL REVENUES	\$12,631	\$72,175	\$58,967	\$37,115	\$70,945	20.31%
<u>EXPENDITURE BUDGET</u>							
<u>CAPITAL OUTLAY</u>							
600	BOND PRINCIPAL	\$0	\$0	\$30,000	\$30,000	\$35,000	16.67%
610	BOND INTEREST	0	24,056	22,400	22,400	21,425	-4.35%
620	FISCAL AGENT FEES	0	1,525	700	2,500	700	0.00%
720	TRANSFERS OUT	0	0	0	0	0	0.00%
	TOTAL CAPITAL OUTLAY	\$0	\$25,581	\$53,100	\$54,900	\$57,125	7.58%
	TOTAL EXPENDITURES	\$0	\$25,581	\$53,100	\$54,900	\$57,125	7.58%
	FUND BALANCE - JANUARY 1	\$0	\$12,631	\$59,225	\$0	(\$17,785)	
	EXCESS REVENUE OVER EXPENDITURES	\$12,631	\$46,594	\$5,867	(\$17,785)	\$13,820	
	FUND BALANCE - DECEMBER 31	\$12,631	\$59,225	\$65,092	(\$17,785)	(\$3,965)	-106.09%



THIS PAGE INTENTIONALLY LEFT BLANK



CAPITAL IMPROVEMENT FUNDS

CAPITAL IMPROVEMENT FUNDS

ACTIVITY DESCRIPTION:

The Capital Improvement Funds pay the construction costs of the City's infrastructure improvements. Capital improvement funds use the modified accrual basis of accounting; however, the cash basis of accounting will be used for budgetary purposes only. The cash basis is used for budgeting to ensure that sufficient cash will be available to make all required payments.

GOALS:

1. Construct and replace the City's infrastructure on a timely basis, as scheduled or as needed.

MEASURABLE WORKLOAD DATA:

See the individual funds for their service levels.

BUDGET COMMENTARY:

See the individual funds for budget explanations.

BUDGET:

CAPITAL IMPROVEMENT FUND SUMMARY

<u>REVENUE BUDGET</u>		<u>12/17/2019</u>			<u>11/17/2020</u>		
ACCT.		2018	2019	2020	11/9/20	2021	%
#	ACCOUNT DESCRIPTION	ACTUAL	ACTUAL	ADOPTED	ACTUAL	ADOPTED	CHANGE
<u>SPECIAL ASSESSMENTS</u>							
36101	SPECIAL ASSESSMENTS	\$45,252	\$48,121	\$40,000	\$20,615	\$39,680	-0.80%
36102	DELINQUENT SPECIAL ASSESSMENTS	\$974	\$669	\$0	\$1,337	\$0	0.00%
36103	PENALTIES & INTEREST	\$92	\$509	\$0	\$241	\$0	0.00%
36104	SPECIAL ASSESSMENTS - PREPAID/SNR	\$33,318	\$1,700	\$0	\$0	\$0	0.00%
	TOTAL SPECIAL ASSESSMENTS	\$79,636	\$50,999	\$40,000	\$22,193	\$39,680	-0.80%
<u>MISCELLANEOUS</u>							
36210	INTEREST EARNINGS	(1,461)	3,884	1,250	232	1,750	40.00%
36200	MISCELLANEOUS	342	0	0	0	0	0.00%
39100	BOND PROCEEDS	666,596	0	0	0	0	0.00%
39200	TRANSFERS IN	81,024	20,000	25,000	25,000	25,000	0.00%
	TOTAL MISCELLANEOUS	\$746,501	\$23,884	\$26,250	\$25,232	\$26,750	1.90%
	TOTAL REVENUES	\$826,137	\$74,883	\$66,250	\$47,425	\$66,430	0.27%
<u>EXPENDITURE BUDGET</u>							
<u>OTHER SERVICES & CHARGES</u>							
302	ENGINEERING FEES	85,275	0	0	0	0	0.00%
304	LEGAL FEES	1,017	0	0	0	0	0.00%
335	ARCHITECT FEES	0	0	0	0	0	0.00%
308	OTHER PROFESSIONAL SERVICE	0	0	0	0	0	0.00%
309	MISCELLANEOUS	0	0	0	0	0	0.00%
310	CONFERENCE REGISTRATIONS	0	0	0	0	0	0.00%
333	MEETING PREPARATION	0	0	0	0	0	0.00%
351	LEGAL NOTICE PUBLICATIONS	0	0	0	0	0	0.00%
610	INTEREST	0	0	0	0	0	0.00%
620	FISCAL AGENT FEES	0	0	0	0	0	0.00%
	TOTAL OTHER SERVICES & CHARGES	\$86,292	\$0	\$0	\$0	\$0	0.00%
<u>CAPITAL OUTLAY</u>							
531	OTHER IMPROVEMENTS	0	0	0	0	0	0.00%
520	BUILDING CONSTRUCTION	0	0	0	0	0	0.00%
720	OPERATING TRANSFERS	508,037	58,890	61,024	0	0	-100.00%
	TOTAL CAPITAL OUTLAY	\$508,037	\$58,890	\$61,024	\$0	\$0	-100.00%
	TOTAL EXPENDITURES	\$594,329	\$58,890	\$61,024	\$0	\$0	-100.00%
	FUND BALANCE - JANUARY 1	(\$247,392)	(\$15,584)	\$409	(\$15,584)	\$31,841	
	EXCESS REVENUE OVER EXPENDITURES	\$231,808	\$15,993	\$5,226	\$47,425	\$66,430	
	FUND BALANCE - DECEMBER 31	(\$15,584)	\$409	\$5,635	\$31,841	\$98,271	1643.94%

IMPROVEMENT FUND

DEPARTMENT: Improvement Construction
SUPERVISOR: City Engineer
FUND #: 401
ACTIVITY #: 4800

ACTIVITY DESCRIPTION:

The Improvement Fund was established for current and future improvement projects within the City.

GOALS:

None.

MEASURABLE WORKLOAD DATA:

	2018 <u>ACTUAL</u>	2019 <u>ACTUAL</u>	2020 <u>ACTUAL</u>	2021 <u>ESTIMATED</u>
Since this fund was closed out, there is no measurable workload data.				

BUDGET COMMENTARY:

The major revenue source in the past was transfers of excess funds from the General Fund to help finance future building improvements and to set funds aside for possible emerald ash bore tree replacement/treatments. The City is budgeting a transfer from the General Fund to the Improvement Fund in 2018, 2019, 2020, and 2021 to help fund future project. Currently there are no improvement expenditures budgeted for 2021. The transfer out was to the Parks and Playground for a possible future sidewalk along County Road E.

BUDGET:

401 IMPROVEMENT FUND

<u>REVENUE BUDGET</u>		<u>12/17/2019</u>			<u>11/17/2020</u>		
ACCT.		2018	2019	2020	11/9/20	2021	%
#	ACCOUNT DESCRIPTION	ACTUAL	ACTUAL	ADOPTED	ACTUAL	ADOPTED	CHANGE
<u>MISCELLANEOUS</u>							
36210	INTEREST EARNINGS	\$1,438	\$5,654	\$1,800	\$2,069	\$2,000	11.11%
36200	MISCELLANEOUS	0	0	0	0	0	0.00%
39100	BOND PROCEEDS	0	0	0	0	0	0.00%
39200	TRANSFERS IN						
	Road Improvements	0	0	0	0	0	0.00%
	EAB Treatment/Prevention	0	0	0	0	0	0.00%
	Building Improvements/Replacement	0	0	0	0	0	0.00%
	Future Improvements	81,024	20,000	25,000	25,000	25,000	0.00%
	TOTAL MISCELLANEOUS	\$82,462	\$25,654	\$26,800	\$27,069	\$27,000	0.75%
	TOTAL REVENUES	\$82,462	\$25,654	\$26,800	\$27,069	\$27,000	0.75%
<u>EXPENDITURE BUDGET</u>							
<u>OTHER SERVICES & CHARGES</u>							
302	ENGINEERING FEES	0	0	0	0	0	0.00%
304	LEGAL FEES	0	0	0	0	0	0.00%
	TOTAL OTHER SERVICES & CHARGES	\$0	\$0	\$0	\$0	\$0	0.00%
<u>CAPITAL OUTLAY</u>							
531	OTHER IMPROVEMENTS	0	0	0	0	0	0.00%
	WATER IMPROVEMENTS	0	0	0	0	0	0.00%
720	OPERATING TRANSFERS	0	0	61,024	0	0	-100.00%
	TOTAL CAPITAL OUTLAY	\$0	\$0	\$61,024	\$0	\$0	-100.00%
	TOTAL EXPENDITURES	\$0	\$0	\$61,024	\$0	\$0	-100.00%
	FUND BALANCE - JANUARY 1	\$134,172	\$216,634	\$242,288	\$216,634	\$243,703	
	EXCESS REVENUE OVER EXPENDITURES	\$82,462	\$25,654	(\$34,224)	\$27,069	\$27,000	
	FUND BALANCE - DECEMBER 31	\$216,634	\$242,288	\$208,064	\$243,703	\$270,703	30.11%

SCHEUNEMAN ROAD IMPROVEMENT FUND

DEPARTMENT: Scheuneman Road Improvement
SUPERVISOR: City Engineer
FUND #: 403
ACTIVITY #: 4800

ACTIVITY DESCRIPTION:

The Scheuneman Road Improvement fund recorded bond proceeds and sewer improvement and road resurfacing costs on Scheuneman Road.

GOALS:

None.

MEASURABLE WORKLOAD DATA:

	2018 <u>ACTUAL</u>	2019 <u>ACTUAL</u>	2020 <u>ACTUAL</u>	2021 <u>ESTIMATED</u>
No service levels have been established for this fund.				

BUDGET COMMENTARY:

This fund in the past paid for the installation of a sanitary sewer line down Scheuneman Road and to reconstruct the street. The City issued bonds to finance the project and collected special assessments from the benefitting properties. The last special assessment payment was made in 2015.

The City extended the sanitary sewer line and water mains all the way down Scheuneman Road through the business district and reconstructing the street with storm water improvements. The revenue source will be from special assessments on benefitting properties; however, there could be a City contribution to the project in the form of a property tax levy and/or use of City reserves. The City issued \$660,000.00 in improvement bonds to fund this project in 2018.

BUDGET:

403 SCHEUNEMAN ROAD IMPROVEMENT

<u>REVENUE BUDGET</u>		<u>12/17/2019</u>			<u>11/17/2020</u>		
ACCT.		2018	2019	2021	11/9/20	2021	%
#	ACCOUNT DESCRIPTION	ACTUAL	ACTUAL	ADOPTED	ACTUAL	ADOPTED	CHANGE
<u>SPECIAL ASSESSMENTS</u>							
36101	SPECIAL ASSESSMENTS - CURRENT	\$0	\$0	\$0	\$0	\$0	0.00%
36102	SPECIAL ASSESSMENTS - DELINQUENT	0	0	0	0	0	0.00%
36103	PENALTIES & INTEREST	0	0	0	0	0	0.00%
36104	SPECIAL ASSESSMENTS - PREPAID/SNR	0	0	0	0	0	0.00%
TOTAL SPECIAL ASSESSMENTS		\$0	\$0	\$0	\$0	\$0	0.00%
<u>MISCELLANEOUS</u>							
36210	INTEREST EARNINGS	155	1,012	250	73	250	0.00%
36200	MISCELLANEOUS	0	0	0	0	0	0.00%
39100	BOND PROCEEDS	666,596	0	0	0	0	0.00%
39200	TRANSFERS IN	0	0	0	0	0	0.00%
TOTAL MISCELLANEOUS		\$666,751	\$1,012	\$250	\$73	\$250	0.00%
TOTAL REVENUES		\$666,751	\$1,012	\$250	\$73	\$250	0.00%
<u>EXPENDITURE BUDGET</u>							
<u>OTHER SERVICES & CHARGES</u>							
302	ENGINEERING FEES	85,275	0	0	0	0	0.00%
304	LEGAL FEES	1,017	0	0	0	0	0.00%
TOTAL OTHER SERVICES & CHARGES		\$86,292	\$0	\$0	\$0	\$0	0.00%
<u>CAPITAL OUTLAY</u>							
531	OTHER IMPROVEMENTS	508,037	58,890	0	0	0	0.00%
720	OPERATING TRANSFERS	0	0	0	0	0	0.00%
TOTAL CAPITAL OUTLAY		\$508,037	\$58,890	\$0	\$0	\$0	0.00%
TOTAL EXPENDITURES		\$594,329	\$58,890	\$0	\$0	\$0	0.00%
FUND BALANCE - JANUARY 1		(\$16,754)	\$55,668	(\$2,210)	\$55,668	\$55,741	
EXCESS REVENUE OVER EXPENDITURES		\$72,422	(\$57,878)	\$250	\$73	\$250	
FUND BALANCE - DECEMBER 31		\$55,668	(\$2,210)	(\$1,960)	\$55,741	\$55,991	-2956.68%

FUTURE IMPACTS:

There are no future impacts at this time for this fund.

HOFFMAN ROAD IMPROVEMENT FUND

DEPARTMENT: Hoffman Road Improvement
SUPERVISOR: City Engineer
FUND #: 404
ACTIVITY #: 4800

ACTIVITY DESCRIPTION:

The Hoffman Road Improvement Fund is used to provide the City's share of future road improvements/maintenance on Hoffman Road.

GOALS:

1. Improve and maintain Hoffman Road on timely basis.
2. The City extended municipal water into the business district to help with redevelopment efforts.

MEASURABLE WORKLOAD DATA:

	2018 <u>ACTUAL</u>	2019 <u>ACTUAL</u>	2020 <u>ACTUAL</u>	2021 <u>ESTIMATED</u>
No service levels have been established for this fund.				

BUDGET COMMENTARY:

Current revenue sources include special assessments on benefitting properties for extending municipal water in 2015.

Expenditures in 2015 and 2016 were for extending municipal water into the business district area from Hoffman Road.

BUDGET:

404 HOFFMAN ROAD IMPROVEMENT

REVENUE BUDGET		12/17/2019			11/17/2020		
ACCT.		2018	2019	2021	11/9/20	2021	%
#	ACCOUNT DESCRIPTION	ACTUAL	ACTUAL	ADOPTED	ACTUAL	ADOPTED	CHANGE
<u>SPECIAL ASSESSMENTS</u>							
36101	SPECIAL ASSESSMENTS - CURRENT	45,252	48,121	40,000	20,615	39,680	-0.80%
36102	SPECIAL ASSESSMENTS - DELINQUENT	974	669	0	1,337	0	0.00%
36103	PENALTIES & INTEREST	92	509	0	241	0	0.00%
36104	SPECIAL ASSESSMENTS - PREPAID/SNR	33,318	1,700	0	0	0	0.00%
TOTAL SPECIAL ASSESSMENTS		\$79,636	\$50,999	\$40,000	\$22,193	\$39,680	-0.80%
<u>MISCELLANEOUS</u>							
36210	INTEREST EARNINGS	(\$3,054)	(\$2,782)	(\$800)	(\$1,910)	(\$500)	-37.50%
36200	MISCELLANEOUS	342	0	0	0	0	0.00%
39100	BOND PROCEEDS	0	0	0	0	0	0.00%
39200	TRANSFERS IN	0	0	0	0	0	0.00%
TOTAL MISCELLANEOUS		(\$2,712)	(\$2,782)	(\$800)	(\$1,910)	(\$500)	-37.50%
TOTAL REVENUES		\$76,924	\$48,217	\$39,200	\$20,283	\$39,180	-0.05%
<u>EXPENDITURE BUDGET</u>							
<u>OTHER SERVICES & CHARGES</u>							
302	ENGINEERING FEES	0	0	0	0	0	0.00%
304	LEGAL FEES	0	0	0	0	0	0.00%
308	ADMINISTRATION	0	0	0	0	0	0.00%
351	LEGAL NOTICES	0	0	0	0	0	0.00%
309	MISCELLANEOUS	0	0	0	0	0	0.00%
TOTAL OTHER SERVICES & CHARGES		\$0	\$0	\$0	\$0	\$0	0.00%
<u>CAPITAL OUTLAY</u>							
531	OTHER IMPROVEMENTS	0	0	0	0	0	0.00%
720	OPERATING TRANSFERS	0	0	0	0	0	0.00%
TOTAL CAPITAL OUTLAY		\$0	\$0	\$0	\$0	\$0	0.00%
TOTAL EXPENDITURES		\$0	\$0	\$0	\$0	\$0	0.00%
FUND BALANCE - JANUARY 1		(\$357,159)	(\$280,235)	(\$232,018)	(\$280,235)	(\$259,952)	
EXCESS REVENUE OVER EXPENDITURES		\$76,924	\$48,217	\$39,200	\$20,283	\$39,180	
FUND BALANCE - DECEMBER 31		(\$280,235)	(\$232,018)	(\$192,818)	(\$259,952)	(\$220,772)	14.50%

FUTURE IMPACTS:

Future impacts would be the cost of the improvements/maintenance on Hoffman Road. Extending water into the business district will result in the City maintaining an Enterprise Fund for its water operations in the future, as businesses connect to the new water system and/or the system expands.



THIS PAGE INTENTIONALLY LEFT BLANK



ENTERPRISE FUNDS

ENTERPRISE FUNDS

ACTIVITY DESCRIPTION:

The Enterprise Funds are established to finance and account for the acquisition, operation, and maintenance of governmental facilities and services, which are entirely or predominantly self-supporting by user charges. The City operates two Enterprise Funds. The accrual basis of accounting is used for these funds. However, for budget purposes capital outlay items are recorded as expenses. This page is a summary of the Enterprise Funds.

GOALS:

See the individual funds for their goals.

MEASURABLE WORKLOAD DATA:

See individual funds for their measurable workload data.

BUDGET COMMENTARY:

The main revenue source for all Enterprise Funds is the quarterly utility billings to system users.

See individual funds for budget explanations and charges.

BUDGET:

ENTERPRISE FUND SUMMARY

REVENUE BUDGET

ACCT. #	ACCOUNT DESCRIPTION	2018 ACTUAL	2019 ACTUAL	12/17/2019 2020 ADOPTED	11/9/2020 ACTUAL	11/17/2020 2021 ADOPTED	% CHANGE
<u>CHARGES FOR SERVICES</u>							
34410	LOCAL CONNECTION CHARGES	\$7,893	\$19,135	\$2,000	\$8,707	\$1,500	-25.00%
34500	ENTERPRISE REVENUES - RESIDENTIAL	12,822	19,036	22,500	25,322	27,000	20.00%
34600	ENTERPRISE REVENUES - COMMERCIAL	30,444	25,000	25,000	23,166	32,000	28.00%
34640	CERTIFIED SEWER REVENUES	2,892	6,693	2,000	1,150	2,000	0.00%
34650	PENALTIES & INTEREST	1,160	1,602	1,000	101	1,200	20.00%
	TOTAL CHARGES FOR SERVICES	\$55,211	\$71,465	\$52,500	\$58,446	\$63,700	21.33%
<u>SPECIAL ASSESSMENTS</u>							
36101	SPECIAL ASSESSMENTS	0	0	0	0	0	0.00%
36102	DELINQUENT SPECIAL ASSESSMENTS	0	0	0	0	0	0.00%
36103	PENALTIES & INTEREST	0	0	0	0	0	0.00%
	TOTAL SPECIAL ASSESSMENTS	\$0	\$0	\$0	\$0	\$0	0.00%
<u>MISCELLANEOUS</u>							
36200	MISCELLANEOUS	1,506	151,229	0	0	0	0.00%
36210	INTEREST INCOME	4,072	8,886	1,830	3,257	2,050	12.02%
39200	OPERATING TRANSFERS	722,578	0	0	0	0	0.00%
	TOTAL MISCELLANEOUS	\$728,156	\$160,115	\$1,830	\$3,257	\$2,050	12.02%
	TOTAL REVENUES	\$783,367	\$231,581	\$54,330	\$61,703	\$65,750	21.02%
<u>EXPENDITURE BUDGET</u>							
<u>SUPPLIES</u>							
201	OFFICE SUPPLIES	0	0	200	0	200	0.00%
210	OPERATING SUPPLIES	0	0	0	0	0	0.00%
212	POSTAGE	0	0	250	0	250	0.00%
250	SALES TAX	0	0	0	0	0	0.00%
	TOTAL SUPPLIES	\$0	\$0	\$450	\$0	\$450	0.00%
<u>OTHER SERVICES & CHARGES</u>							
301	AUDITING & ACCOUNTING SERVICES	2,700	2,800	2,885	0	3,000	3.99%
302	ENGINEERING FEES	0	0	5,000	4,104	5,000	0.00%
318	M.C.E.S. CHARGES	29,486	24,909	33,915	31,087	38,840	14.52%
319	LOCATES	993	152	1,200	150	800	-33.33%
329	FINANCIAL SERVICE	1,314	0	2,000	4	1,000	-50.00%
334	COMPUTER SERVICES	0	0	500	0	500	0.00%
400	REPAIR/ MAINTENANCE	34	21,790	4,000	4,207	5,000	25.00%
420	DEPRECIATION	23,744	28,590	27,000	0	41,500	53.70%
433	DUES & SUBSCRIPTIONS	0	0	0	0	0	0.00%
460	SEWER INSPECTIONS	41,163	0	0	0	25,000	0.00%
461	SEWER FLUSHING	0	0	12,500	0	23,500	0.00%
	TOTAL OTHER SERVICES & CHARGES	\$99,434	\$78,241	\$89,000	\$39,552	\$144,140	61.96%
<u>CAPITAL OUTLAY</u>							
540	HEAVY MACHINERY/EQUIPMENT	0	0	0	0	0	0.00%
530	OTHER EQUIPMENT & IMPROVEMENTS	0	0	0	0	0	0.00%
720	OPERATING TRANSFERS	0	0	0	0	0	0.00%
	TOTAL CAPITAL OUTLAY	\$0	\$0	\$0	\$0	\$0	0.00%
	TOTAL EXPENDITURE BUDGET	\$99,434	\$78,241	\$89,450	\$39,552	\$144,580	61.64%
	FUND BALANCE - JANUARY 1	\$476,304	\$425,324	\$454,037	\$425,324	\$447,475	
	EXCESS REVENUE OVER EXPENDITURES	\$681,587	\$151,350	(\$35,120)	\$22,151	(\$78,840)	
	DEDUCT INFRASTRUCION ADDITIONS	(\$756,311)	(\$151,227)	\$0	\$0	\$0	
	ADD BACK DEPRECIATION	\$23,744	\$28,590	\$27,000	\$0	\$41,500	
	FUND BALANCE - DECEMBER 31	\$425,324	\$454,037	\$445,917	\$447,475	\$410,135	-8.02%
	INVESTMENT IN INFRASTRUCTURE	\$468,282	\$1,200,849	\$1,323,488	\$1,200,849	\$1,200,849	
	ADDITIONS (DELETIONS)	\$756,311	\$151,229	\$0	\$0	\$0	
	DEPRECIATION	(\$23,744)	(\$28,590)	(\$27,000)	\$0	(\$41,500)	
	NET INVESTMENT IN INFRASTRURE	\$1,200,849	\$1,323,488	\$1,296,488	\$1,200,849	\$1,159,349	-10.58%

SEWER OPERATING FUND ENTERPRISE FUNDS

ACTIVITY DESCRIPTION:

The Sewer Operating Fund is responsible for the maintenance of all lift stations and sanitary sewer lines in the City. The Sewer Operating Fund is self-sustaining from revenues derived from utility charges.

GOALS:

1. Keep all lift stations and sewer lines functioning safely and efficiently.

MEASURABLE WORKLOAD DATA:

	2018 <u>ACTUAL</u>	2019 <u>ACTUAL</u>	2020 <u>ACTUAL</u>	2021 <u>ESTIMATED</u>
Gals of Sewage Treated (Millions)	10.91	12.65	12.75	15.67
Miles of Sewer Lines				
Service Connections				

BUDGET COMMENTARY:

The main revenue source is sewer revenues, which are based on the number of sewer connections, past sewer usage and sewer rate. Sewer charges are estimated to generate revenues of \$37,500 and currently no rate increase was used to estimate 2021 revenues; however, The City will review its rates and adjust if needed to properly fund future sewer operations.

Interest income is another revenue source and is based on estimated interest earning.

On the expense side, the largest expense within Other Services and Charges are the M.C.E.S. Charges for sewer treatment. These charges are based on actual sewer flows and sewer treatment costs charged by the M.C.E.S. The City's flows have increased over the past year and the cost of treating wastewater has increased. For 2021, the M.C.E.S. Charges have increased 14.52% to \$38,840.

Since sewer flows have been increasing over the past several years, the City is budgeting \$25,000 to inspect sewer lines for infiltration of ground water into the system.

The City also annually budgets to flush (clean) sewer lines to prevent sewer backups. For 2021, \$20,000 is budgeted to flush sewer lines.

BUDGET:

SEWER OPERATING FUND							
REVENUE BUDGET							
ACCT.		2018	2019	12/17/2019	11/17/2020	%	
#	ACCOUNT DESCRIPTION	ACTUAL	ACTUAL	ADOPTED	11/9/20	ADOPTED	CHANGE
CHARGES FOR SERVICES							
34410	LOCAL SAC CHARGES	\$7,025	\$16,254	\$1,000	\$7,995	\$1,000	0.00%
34500	SEWER REVENUES - RESIDENTIAL	12,650	15,879	12,500	17,674	15,000	20.00%
34800	SEWER REVENUES - COMMERCIAL	30,444	25,000	25,000	23,166	32,000	28.00%
34640	CERTIFIED SEWER REVENUES	2,892	6,693	2,000	1,150	2,000	0.00%
34650	PENALTIES & INTEREST	1,160	1,602	1,000	79	1,200	20.00%
TOTAL CHARGES FOR SERVICES		\$54,171	\$65,428	\$41,500	\$50,064	\$51,200	23.37%
SPECIAL ASSESSMENTS							
36101	SPECIAL ASSESSMENTS	0	0	0	0	0	0.00%
36102	DELINQUENT SPECIAL ASSESSMENTS	0	0	0	0	0	0.00%
36103	PENALTIES & INTEREST	0	0	0	0	0	0.00%
TOTAL SPECIAL ASSESSMENTS		\$0	\$0	\$0	\$0	\$0	0.00%
MISCELLANEOUS							
36200	MISCELLANEOUS	1,506	20,886	0	0	0	0.00%
36210	INTEREST INCOME	4,056	8,981	1,800	3,537	2,000	11.11%
36200	OPERATING TRANSFERS	157,757	0	0	0	0	0.00%
TOTAL MISCELLANEOUS		\$163,319	\$29,867	\$1,800	\$3,537	\$2,000	11.11%
TOTAL REVENUES		\$217,490	\$95,295	\$43,300	\$53,601	\$53,200	22.86%
EXPENDITURE BUDGET							
SUPPLIES							
201	OFFICE SUPPLIES	0	0	200	0	200	0.00%
210	OPERATING SUPPLIES	0	0	0	0	0	0.00%
212	POSTAGE	0	0	250	0	250	0.00%
250	SALES TAX	0	0	0	0	0	0.00%
TOTAL SUPPLIES		\$0	\$0	\$450	\$0	\$450	0.00%
OTHER SERVICES & CHARGES							
301	AUDITING & ACCOUNTING SERVICES	2,700	2,800	2,885	0	2,500	-13.34%
302	ENGINEERING FEES	0	0	5,000	4,104	5,000	0.00%
318	M.C.E.S. CHARGES	29,486	24,909	33,915	31,087	38,840	14.52%
319	LOCATES	993	152	1,200	150	800	-33.33%
329	FINANCIAL SERVICE	1,314	0	2,000	4	1,000	-50.00%
334	COMPUTER SERVICES	0	0	500	0	500	0.00%
400	REPAIR/ MAINTENANCE	34	12,591	4,000	(6,103)	5,000	25.00%
420	DEPRECIATION	13,917	16,066	15,000	0	16,500	10.00%
433	DUES & SUBSCRIPTIONS	0	0	0	0	0	0.00%
460	SEWER INSPECTIONS	41,163	0	0	0	25,000	0.00%
461	SEWER FLUSHING	0	0	12,000	0	20,000	0.00%
TOTAL OTHER SERVICES & CHARGES		\$89,607	\$56,518	\$76,500	\$29,242	\$115,140	50.51%
CAPITAL OUTLAY							
540	HEAVY MACHINERY/EQUIPMENT	0	0	0	0	0	0.00%
530	OTHER EQUIPMENT & IMPROVEMENTS	0	0	0	0	0	0.00%
720	OPERATING TRANSFERS	0	0	0	0	0	0.00%
TOTAL CAPITAL OUTLAY		\$0	\$0	\$0	\$0	\$0	0.00%
TOTAL EXPENDITURE BUDGET		\$89,607	\$56,518	\$76,950	\$29,242	\$115,590	50.21%
FUND BALANCE - JANUARY 1		\$476,304	\$442,851	\$476,809	\$442,851	\$467,210	
EXCESS REVENUE OVER EXPENDITURES		\$127,883	\$38,777	(\$33,650)	\$24,359	(\$82,390)	
DEDUCT INFRASTRUCION ADDITIONS		(\$175,253)	(\$20,885)	\$0	\$0	\$0	
ADD BACK DEPRECIATION		\$13,917	\$16,066	\$15,000	\$0	\$16,500	
FUND BALANCE - DECEMBER 31		\$442,851	\$476,809	\$458,159	\$467,210	\$421,320	-8.04%
INVESTMENT IN INFRASTRUCTURE		\$455,825	\$617,161	\$621,981	\$455,825	\$455,825	
ADDITIONS (DELETIONS)		\$175,253	\$20,886	\$0	\$0	\$0	
DEPRECIATION		(\$13,917)	(\$16,066)	(\$15,000)	\$0	(\$16,500)	
NET INVESTMENT IN INFRASTRURE		\$617,161	\$621,981	\$606,981	\$455,825	\$439,325	-27.62%

WATER OPERATING FUND ENTERPRISE FUNDS

ACTIVITY DESCRIPTION:

The Water Operating Fund is responsible for the maintenance of all water lines in the City. The Water Operating Fund is self-sustaining from revenues derived from utility charges.

GOALS:

1. Keep all water lines functioning safely and efficiently.

MEASURABLE WORKLOAD DATA:

	2018 <u>ACTUAL</u>	2019 <u>ACTUAL</u>	2020 <u>ACTUAL</u>	2021 <u>ESTIMATED</u>
Gals of Water Used	0.00	253,500	260,000	275,000

BUDGET COMMENTARY:

The main revenue source is water revenues, which are based on the number of gallons used. Water charges are estimated to generate revenues of \$12,000 and currently no rate increase was used to estimate 2021 revenues, however the rates will be monitored to be sure customers are paying for the operations and replacement of the system.

Interest income is another revenue source and is based on estimated interest earning.

On the expense side, the largest expense within Other Services and Charges are the charges from other communities for the use of their water system.

BUDGET:

WATER OPERATING FUND							
REVENUE BUDGET							
ACCT.		2018	2019	12/17/2019	11/9/2020	11/17/2020	%
#	ACCOUNT DESCRIPTION	ACTUAL	ACTUAL	ADOPTED	ACTUAL	ADOPTED	CHANGE
CHARGES FOR SERVICES							
32246	SALE OF WATER METERS	\$868	\$2,881	\$1,000	\$712	\$500	-50.00%
34410	LOCAL WAC CHARGES	9,000	31,500	\$8,000	4,500	\$5,000	-37.50%
34500	WATER REVENUES - RESIDENTIAL	172	3,157	10,000	7,648	12,000	20.00%
34800	WATER REVENUES - COMMERCIAL	0	0	0	0	0	0.00%
34640	CERTIFIED SEWER REVENUES	0	0	0	0	0	0.00%
34850	PENALTIES & INTEREST	0	0	0	22	0	0.00%
TOTAL CHARGES FOR SERVICES		\$10,040	\$37,538	\$19,000	\$12,882	\$17,500	-7.89%
SPECIAL ASSESSMENTS							
36101	SPECIAL ASSESSMENTS	0	0	0	0	0	0.00%
36102	DELINQUENT SPECIAL ASSESSMENTS	0	0	0	0	0	0.00%
36103	PENALTIES & INTEREST	0	0	0	0	0	0.00%
TOTAL SPECIAL ASSESSMENTS		\$0	\$0	\$0	\$0	\$0	0.00%
MISCELLANEOUS							
36200	MISCELLANEOUS	0	130,343	0	0	0	0.00%
36210	INTEREST INCOME	16	(95)	30	(280)	50	66.67%
39200	OPERATING TRANSFERS	564,821	0	0	0	0	0.00%
TOTAL MISCELLANEOUS		\$564,837	\$130,248	\$30	(\$280)	\$50	66.67%
TOTAL REVENUES		\$574,877	\$167,786	\$19,030	\$12,602	\$17,550	-7.78%
EXPENDITURE BUDGET							
SUPPLIES							
201	OFFICE SUPPLIES	0	0	0	0	0	0.00%
210	OPERATING SUPPLIES	0	0	0	0	0	0.00%
212	POSTAGE	0	0	0	0	0	0.00%
215	WATER METER SUPPLIES	5,987	777	500	0	500	0.00%
250	SALES TAX	0	0	0	0	0	0.00%
TOTAL SUPPLIES		\$5,987	\$777	\$500	\$0	\$500	0.00%
OTHER SERVICES & CHARGES							
301	AUDITING & ACCOUNTING SERVICES	0	0	0	0	500	0.00%
302	ENGINEERING FEES	0	0	0	0	0	0.00%
318	WATER CHARGES	0	0	0	0	0	0.00%
319	LOCATES	0	0	0	0	0	0.00%
329	FINANCIAL SERVICE	0	0	0	0	0	0.00%
334	COMPUTER SERVICES	0	0	0	0	0	0.00%
385	WATER/SEWER UTILITIES	5,359	32,713	15,000	6,103	35,000	133.33%
400	REPAIR/ MAINTENANCE	0	9,199	0	10,310	0	0.00%
420	DEPRECIATION	9,827	12,524	12,000	0	25,000	108.33%
433	DUES & SUBSCRIPTIONS	0	0	0	0	0	0.00%
460	WATER INSPECTIONS	0	0	0	0	0	0.00%
461	HYDRANT FLUSHING	0	0	500	0	3,500	0.00%
TOTAL OTHER SERVICES & CHARGES		\$15,186	\$54,436	\$27,500	\$16,413	\$64,000	132.73%
CAPITAL OUTLAY							
540	HEAVY MACHINERY/EQUIPMENT	0	0	0	0	0	0.00%
530	OTHER EQUIPMENT & IMPROVEMENTS	0	0	0	0	0	0.00%
720	OPERATING TRANSFERS	0	0	0	0	0	0.00%
TOTAL CAPITAL OUTLAY		\$0	\$0	\$0	\$0	\$0	0.00%
TOTAL EXPENDITURE BUDGET		\$21,173	\$55,213	\$28,000	\$16,413	\$64,500	130.36%
FUND BALANCE - JANUARY 1		\$0	(\$17,527)	(\$22,772)	(\$17,527)	(\$21,338)	
EXCESS REVENUE OVER EXPENDITURES		\$593,704	\$112,573	(\$8,970)	(\$3,811)	(\$46,950)	
DEDUCT INFRASTRUCTION ADDITIONS		(\$581,058)	(\$130,342)	\$0	\$0	\$0	
ADD BACK DEPRECIATION		\$9,827	\$12,524	\$12,000	\$0	\$25,000	
FUND BALANCE - DECEMBER 31		(\$17,527)	(\$22,772)	(\$19,742)	(\$21,338)	(\$43,288)	119.27%
INVESTMENT IN INFRASTRUCTURE		\$0	\$571,231	\$689,050	\$571,231	\$571,231	
ADDITIONS (DELETIONS)		\$581,058	\$130,343	\$0	\$0	\$0	
DEPRECIATION		(\$9,827)	(\$12,524)	(\$12,000)	\$0	(\$25,000)	
NET INVESTMENT IN INFRASTRURE		\$571,231	\$689,050	\$677,050	\$571,231	\$546,231	-19.32%



THIS PAGE INTENTIONALLY LEFT BLANK



APPENDIX

SUMMARY OF TAX LEVIES, PAYMENT PROVISIONS, AND MINNESOTA REAL PROPERTY VALUATION

The following is a summary of certain statutory provisions effective beginning 2011 relative to tax levy procedures, tax payment and credit procedures, and the mechanics of real property valuation. The summary does not purport to be inclusive of all such provisions or of the specific provisions discussed, and is qualified by reference to the complete text of applicable statutes, rules and regulations of the State of Minnesota.

Property Valuations (Chapter 273, Minnesota Statutes)

Assessor's Estimated Market Value

Each parcel of real property subject to taxation must, by statute, be appraised at least once every five years as of January 2 of the year of appraisal. With certain exceptions, all property is valued at its market value, which is the value the assessor determines to be the price the property to be fairly worth, and which is referred to as the "Estimated Market Value."

Taxable Market Value

The Taxable Market Value is the value that property taxes are based on, after all reductions, limitations, exemptions and deferrals. It is also the value used to calculate a municipality's legal debt limit.

Indicated Market Value

The Indicated Market Value is determined by dividing the Taxable Market Value of a given year by the same year's sales ratio determined by the State Department of Revenue. The Indicated Market Value serves to eliminate disparities between individual assessors and equalize property values statewide.

Net Tax Capacity

The Net Tax Capacity is the value upon which net taxes are levied, extended and collected. The Net Tax Capacity is computed by applying the class rate percentages specific to each type of property classification against the Taxable Market Value. Class rate percentages vary depending on the type of property as shown on the 101 page of the Appendix. The formulas and class rates for converting Taxable Market Value to Net Tax Capacity represent a basic element of the State's property tax relief system and are subject to annual revisions by the State Legislature.

Property taxes are determined by multiplying the Net Tax Capacity by the tax capacity rate, plus multiplying the referendum market value by the market value rate.

Property Tax Payments and Delinquencies (Chapters 275, 276, 277, 279-282 and 549, Minnesota Statutes)

Ad valorem property taxes levied by local governments in Minnesota are extended and collected by the various counties within the State. Each taxing jurisdiction is required to certify the annual tax levy to the county auditor within five (5) working days after December 20 of the year proceeding the collection year. A listing of property taxes due is prepared by the county auditor and turned over to the county treasurer on or before the first business day in March.

The county treasurer is responsible for collecting all property taxes within the county. Real estate

and personal property tax statements are mailed out by March 31. One-half (1/2) of the taxes on real property is due on or before May 15. The remainder is due on or before October 15. Real property taxes not paid by their due date are assessed a penalty which, depending on the type of property, increases from 2% to 4% on the day after the due date. In the case of the first installment of real property taxes due May 15, the penalty increases to 4% or 8% on June 1. Thereafter, an additional 1% penalty shall accrue each month through October 1 of the collection year for unpaid real property taxes. In the case of the second installment of real property taxes due October 15, the penalty increases to 6% or 8% on November 1 and increases again to 8% or 12% on December 1. Personal property taxes remaining unpaid on May 16 are deemed to be delinquent and a penalty of 8% attaches to the unpaid tax. However, personal property owned by a tax-exempt entity, but which is treated as taxable by virtue of a lease agreement, is subject to the same delinquent property tax penalties as real property.

On the first business day of January of the year following collection all delinquencies are subject to an additional 2% penalty, and those delinquencies outstanding as of February 15 are filed for a tax lien judgment with the district court. By March 20 the county auditor files a publication of legal action and a mailing notice of action to delinquent parties. Those property interests not responding to this notice have judgment entered for the amount of the delinquency and associated penalties. The amount of the judgment is subject to a variable interest determined annually by the Department of Revenue, and equal to the adjusted prime rate charged by banks, but in no event is the rate less than 10% or more than 14%.

Property owners subject to a tax lien judgment generally have five years (5) in the case of all property located outside of cities or in the case of residential homestead, agricultural homestead and seasonal residential recreational property located within cities or three (3) years with respect to other types of property to redeem the property. After expiration of the redemption period, unredeemed properties are declared tax forfeit with title held in trust by the State of Minnesota for the respective taxing districts. The county auditor, or equivalent thereof, then sells those properties not claimed for a public purpose at auction. The net proceeds of the sale are first dedicated to the satisfaction of outstanding special assessments on the parcel, with any remaining balance in most cases being divided on the following basis: county - 40%; Township or city - 20%; and school district - 40%.

Property Tax Credits (Chapter 273, Minnesota Statutes)

In addition to adjusting the taxable value for various property types, primary elements of Minnesota's property tax relief system are: property tax levy reduction aids; the renter's credit, which relates property taxes to income and provides relief on a sliding income scale; and targeted tax relief, which is aimed primarily at easing the effect of significant tax increases. The circuit breaker credit and targeted credits are reimbursed to the taxpayer upon application by the taxpayer. Property tax levy reduction aid includes educational aids, local governmental aid, equalization aid, county program aid and disparity reduction aid.

Debt Limitations

All Minnesota municipalities (county, cities, townships and school districts) are subject to statutory "net debt" limitations under the provisions of Minnesota Statutes, Section 475.53. Net debt is defined as the amount remaining after deducting from gross debt the amount of current revenues which are applicable within the current fiscal year to the payment of any debt and the aggregation of the principal of the following:

1. Obligations issued for improvements which are payable wholly or partially from the proceeds of special assessments levied upon benefited property.

2. Warrants or orders having no definite or fixed maturity.
3. Obligations payable wholly from the income from revenue producing conveniences.
4. Obligations issued to create or maintain a permanent improvement revolving fund.
5. Obligations issued for the acquisition and betterment of public waterworks systems and public lighting, heating or power systems, and any combination thereof, or for any other public convenience from which revenue is or may be derived.
6. Certain debt service loans and capital loans made to school districts.
7. Certain obligations to repay loans.
8. Obligations specifically excluded under the provision of law authorizing their issuance.
9. Certain obligations to pay pension fund liabilities.
10. Debt service funds for the payment of principal and interest on obligations other than those described above.

**Levies for General Obligation Debt
(Sections 475.61 and 475.74, Minnesota Statutes)**


Any municipality which issues general obligation debt must, at the time of issuance, certify levies to the county auditor of the county(ies) within which the municipality is situated. Such levies shall be in an amount that if collected in full will, together with estimates of other revenues pledged for payment of the obligations, produce at least five percent in excess of the amount needed to pay principal and interest when due. Notwithstanding any other limitations upon the ability of a taxing unit to levy taxes, its ability to levy taxes for a deficiency in prior levies for payment of general obligation indebtedness is without limitation as to rate or amount.

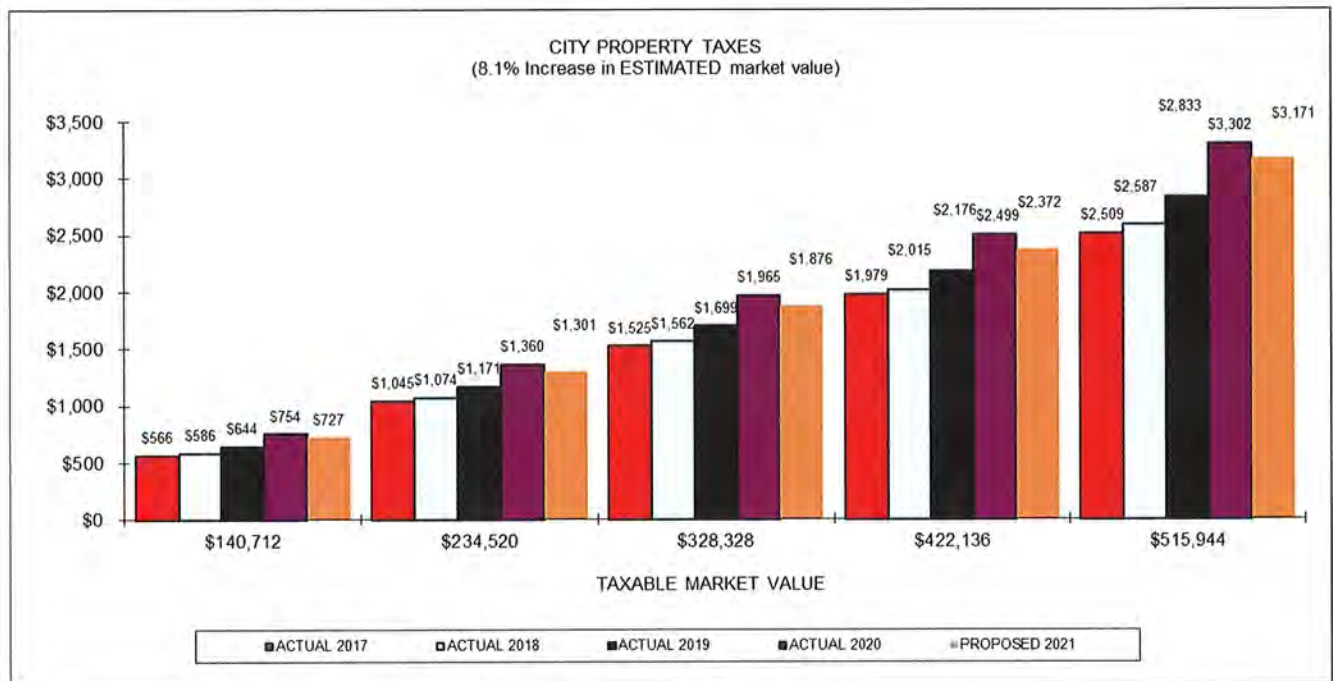
**Metropolitan Revenue Distribution
(Chapter 473F, Minnesota Statutes)
"Fiscal Disparities Law"**

The Charles R. Weaver Metropolitan Revenue Distribution Act, more commonly known as "Fiscal Disparities" was first implemented for taxes payable in 1975. Forty percent of the increase in commercial-industrial (including public utility and railroad) net tax capacity valuation since 1971 in each assessment district in the Minneapolis/St. Paul seven-county metropolitan area (Anoka, Carver, Dakota, excluding the City of Northfield, Hennepin, Ramsey, Scott, excluding the City of New Prague, and Washington Counties) is contributed to an area-wide tax base. A distribution index, based on the factors of population and real property market value per capita, is employed in determining what proportion of the net tax capacity value in the area-wide tax base shall be distributed back to each assessment district.

STATUTORY FORMULAE CONVERSION OF ESTIMATED MARKET VALUE (EMV) TO NET TAX CAPACITY FOR MAJOR PROPERTY CLASSIFICATIONS

General Classification	2001 Net Tax Capacity		2002–2021 Net Tax Capacity	
	Est. Mkt. Value	% of EMV	Est. Mkt. Value	% of EMV
RESIDENTIAL:				
Homestead	First \$76,000	1.00%	First \$500,000	1.00%
	Over \$76,000	1.65%	Over \$500,000	1.25%
Non-Homestead	First \$76,000	1.20%	First \$500,000	1.00%
	Over \$76,000	1.65%	Over \$500,000	1.25%
AGRICULTURAL LAND:				
Homestead	First \$115,000	0.35%	First \$600,000	0.55%
	\$115,000-\$600,000	0.80%	Over \$600,000	1.00%
	Over \$600,000	1.20%		
Non-Homestead	100% of EMV	1.00%	100% of EMV	1.00%
COMMERCIAL / INDUSTRIAL				
	First \$150,000	2.40%	First \$150,000	1.50%
	Over \$150,000	3.40%	Over \$150,000	2.00%





CITY OF GEM LAKE PROPERTY TAX CHANGES	2018 Final Levy	2019 Final Levy	2020 Final Levy	2021 Final Levy
GENERAL LEVY	369,252	395,988	451,088	445,535
DEBT LEVY:				
GENERAL DEBT LEVY	0	0	0	0
CAPITAL IMPROV. PLAN BONDS	84,399	77,989	75,918	80,876
2016 IMPROVEMENT BONDS	0	0	0	0
2018 IMPROVEMENT BONDS	0	612	3,792	9,065
TOTAL DEBT LEVY	84,399	78,601	79,710	89,941
TOTAL PROPERTY TAX LEVY	453,651	474,589	530,798	535,476
LESS: FISCAL DISPARITIES	9,953	14,179	13,179	14,735
NET PROPERTY TAXES	443,698	460,410	517,619	520,741
% CHANGE	-11.98%	-0.42%	12.43%	-7.77%
TAX CAPACITY	1,128,008	1,143,753	1,256,075	1,436,565
TAX RATE	39.335%	40.254%	41.289%	36.249%
MEDIAN VALUE HOME	262,850	283,800	310,600	335,850
TAXABLE MEDIAN VALUE HOME	246,034	265,098	289,486	312,464
TAXABLE TAX CAPACITY	2,460	2,651	2,895	3,125
CITY TAXES	\$967.76	\$1,067.13	\$1,195.26	\$1,132.65



CITY OF GEM LAKE, MN
 City Hall - 4200 Otter Lake Road
 Gem Lake, MN 55110



RESOLUTION NO. 2020-16
17 NOVEMBER 2020

**A RESOLUTION ADOPTING THE FINAL GENERAL FUND BUDGET
 AND FINAL AMOUNT TO BE RAISED BY PROPERTY TAXATION
 FOR THE YEAR 2021**

WHEREAS, the City Treasurer has presented a TOTAL (Proposed) Budget of \$492,385.00 which includes a General Tax Levy of \$445,535.00 and a Debt Tax Levy of \$89,941.00 for fiscal and calendar year 2021 based upon best estimates of costs for running the City of Gem Lake in 2021; and

WHEREAS, the City Council did review, on November 17, 2020, the TOTAL Budget and Tax Levy for 2021 including all revisions thereto as of the date first written.

NOW, THEREFORE BE IT RESOLVED, that the City Council of the City of Gem Lake does formally adopt the 2021 Final General Fund Budget of \$492,385.00 and the Final Property Tax Levy as follows

General Property Tax Levy	\$433,305
Debt Levy	87,436
Fiscal Disparities	<u>14,735</u>
 Total Property Tax Levy	 \$535,476 and;

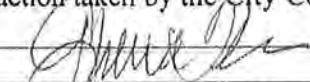
BE IT FURTHER RESOLVED that the City Clerk is charged with Certifying said Tax and Debt Levy to Ramsey County Property Taxation and other government bodies for whom this information is required.

The foregoing Resolution was offered by Councilor Lindner and was supported by Councilor Cacioppo and was declared *adopted* based upon the following vote:

NAME	ARTIG-SWOMLEY	CACIOPPO	LINDNER	KUNY	AMLEE
Vote	yes	yes	yes	yes	absent

Attest

I, Gloria Tessier, the duly qualified City Clerk for the City of Gem Lake, County of Ramsey, State of Minnesota, do hereby certify that the foregoing Resolution is a true and accurate representation of action taken by the City Council of the City of Gem Lake on the date first written.

	17 NOVEMBER 2020
-------------------------------------------------------------------------------------	------------------

GLORIA TESSIER, City Clerk

GLOSSARY OF TERMS

ACCOUNT: A term used to identify an individual asset, liability, expenditure control, revenue control, or fund balance.

ACCOUNTS PAYABLE: Amounts owed to others for goods or services received.

ACCOUNTS RECEIVABLE: Amounts due from others for goods furnished or services rendered.

ACCOUNTING SYSTEM: The total set of records and procedures which are used to record, classify and report information on financial status and operations of an entity.

ACCRUAL BASIS OF ACCOUNTING: The method of accounting under which revenues are recorded when they are earned and expenditures are recorded when goods and services are received.

ACTIVITY: A specific and distinguishable line of work performed by one or more organizational components of a governmental unit for the purpose of accomplishing a function for which the governmental unit is responsible. For example "Code Enforcement is an activity performed in the discharge of the "Public Safety" function.

ADOPTION: The formal action taken by the Town Board to authorize or approve the budget.

AD VALOREM: In proportion to value. A basis for levying taxes upon property.

AGENCY FUND: A fund consisting of resources received and held by the governmental unit as an agent for others or other funds of the governmental unit.

APPROPRIATION: An authorization granted by a legislative body to make expenditures and to incur obligations for specific purposes. An appropriation is limited in amount to the time it may be expended.

ASSESSED VALUATION: Value placed upon real estate or other property as a basis for levying taxes.

ASSESSMENTS: Charges made to parties for actual services or benefits received.

ASSETS: Property owned by a governmental unit, which has a monetary value.

AUDIT: The examination of documents, records, reports, systems of internal control, accounting and financial procedures, and other evidence for one or more of the following purposes:

- (a) To ascertain whether the statements prepared from the accounts present fairly the financial position and the results of financial operations of the constituent funds and balanced account groups of the governmental unit in accordance with generally accepted accounting principals applicable to governmental units and on a basis consistent with that of the preceding year.
- (b) To determine the propriety, legality and mathematical accuracy of a governmental unit's financial transactions.
- (c) To ascertain whether all financial transactions have been properly recorded.
- (d) To ascertain the stewardship of public officials who handle and are responsible for the financial resources of a governmental unit.

BALANCED BUDGET: A budget in which estimated revenues, including operating transfers from other funds equals estimated expenditures, including operating transfers to other funds. A balanced budget would have no effect on fund balance/fund equity. The Township's policies require the General Fund budget to be balanced.

BOND: A written promise, generally under seal, to pay a specified sum of money, called the face value or principal amount, at a fixed time in the future, called the date of maturity, and carrying interest at a fixed rate, usually payable periodically.

BONDED INDEBTEDNESS: Outstanding debt by issues of bonds, which are repaid by ad valorem or other revenue.

BUDGET: A plan of financial operation embodying an estimate of proposed expenditures for a given period and the proposed means of financing them.

BUDGET DOCUMENT: The official written statement prepared by the Clerk/Treasurer and Finance Officer of the Township which presents the proposed budget to the Town Board.

BUDGET BODY MESSAGE: A general discussion of the proposed budget presented in writing as a part of the budget document. The budget message explains principal budget issues against the background of financial experience in recent years and presents recommendations made by the Clerk/Treasurer.

BUDGET CALENDAR: The schedule of key dates, which a government follows in the preparation and adoption of the budget.

BUDGETARY CONTROL: The control or management of a governmental unit or enterprise in accordance with an approved budget for the purpose of keeping expenditures within the limitation of available appropriations and available revenues.

CAPITAL ASSETS: Assets with a value of \$1,000 or more and a useful life of 3 years or longer.

CAPITAL EXPENDITURE: Assets with an initial, individual cost of more than \$1,000 and an estimated useful life in excess of three years.

CAPITAL IMPROVEMENT BUDGET: A plan of proposed capital expenditures and a means of financing them. The capital budget is enacted as part of the complete annual budget.

CAPITAL PROGRAM: A plan for capital expenditures to be incurred each year over a fixed period of years to meet capital needs arising from the long-term work program or otherwise. It sets forth each project or other contemplated expenditure in which the government is to have a part and specifies the full resources estimated to be available to finance the projected expenditures.

CAPITAL PROJECTS FUNDS: To account for financial resources to be used for the acquisition or construction of major capital facilities.

CASH BASIS: The method of accounting under which revenues are recorded when received in cash and expenditures are recorded when paid.

CERTIFIED LEVY: Total tax levy of a jurisdiction, which is certified to the County Auditor.

CHARGES FOR SERVICES: Charges for current services rendered.

CHART OF ACCOUNTS: The classification system used by a government entity to organize the accounting for various funds.

CONSUMER PRICE INDEX (CPI): A statistical description of price levels provided by the U.S. Department of Labor. The index is used as a measure of the increase in the cost of living (i.e., economic inflation).

CONTINGENCY: Budget for expenditures which cannot be placed in departmental budgets, primarily due to uncertainty about the level or timing of expenditures when the budget is adopted. The contingency also serves as a hedge against shortfalls in revenues or unexpected expenditures.

CURRENT: A term which, applied to budgeting and accounting, designates the operations of the present fiscal period as opposed to past or future periods.

DEBT: An obligation resulting from the borrowing of money or from the purchase of goods and services.

DEBT LIMIT: The maximum amount of gross or net debt, which is legally permitted.

DEBT MARGIN: The amount of available debt, which may be issued by a governmental unit before reaching its debt limit.

DEBT SERVICE FUNDS: To account for the accumulation of resources for payment of general long-term debt.

DEPARTMENT: Basic organizational unit of government, responsible for carrying out related functions.

DEPRECIATION: Expiration in the service life of capital assets attributable to wear and tear, deterioration, action of the physical elements, inadequacy or obsolescence.

DISTINGUISHED BUDGET PRESENTATION AWARDS PROGRAM: A voluntary awards program administered by the Government Finance Officers Association to encourage governments to prepare effective budget documents.

EFFECTIVE BUYING INCOME (EBI): A statistical measure of buying power of an area or group of individuals.

ENTERPRISE FUNDS: To account for operations that are financed and operated in a manner similar to a private business enterprises, where the intent of the governing body is that the cost of providing services are to be recovered primarily on a user-charge basis to the general public.

ESTIMATED MARKET VALUE: Represents the selling price of a property if it were on the market. Estimated market value is converted to tax capacity before property taxes are levied.

EXPENDITURE: Where accounts are kept on the accrual or modified accrual basis of accounting, the cost of goods received or services rendered whether cash payment have been made or not. Where accounts are kept on a cash basis, expenditures are recognized only when the cash payments for the above purposes are made.

FINES: Revenues from penalties imposed for violation of laws or regulations.

FISCAL DISPARITIES: A Minnesota law enacted in 1975 which provides for the pooling of 40 percent of all new commercial and industrial property valuation in the seven county metropolitan area and then redistributed to taxing jurisdictions according to specific criteria.

FISCAL POLICY: A government's policies with respect to revenues, spending, and debt management as these relate to government services, programs and capital investment. Fiscal Policy provides an agreed-upon set of principles for the planning and programming of budgets and their funding.

FISCAL YEAR: The budget and accounting year that begins on the first day of January and ends on the last day of December of each year.

FIXED ASSETS: Assets of a long-term character which are intended to continue to be held or used, such as land, buildings, machinery, furniture, and other equipment.

FULL TIME EQUIVALENT (FTE): The number of employee hours (2,080) needed to be equal to one full time employee. Several part time employees may be combined to make one full time equivalent.

FUNCTION: A group of related activities aimed at accomplishing a major service or regulatory program for which the government unit is responsible.

FUND: An independent fiscal and accounting entity with a self-balancing set of accounts recording cash and/or other resources together with all related liabilities, obligations, reserves, and equities which are segregated for the purpose of carrying on specific activities or attaining certain objectives.

FUND BALANCE: The difference between fund's assets and fund liabilities (the equity) in governmental funds.

FUND BALANCE – ASSIGNED: Segregation of a portion of fund balance to indicate the government's intent to use the resources for specific purposes where the specific purposes are identified by either the government's highest level of decision-making authority or a body or official that has been delegated the authority to do so by the governing body.

FUND BALANCE – COMMITTED: Segregation of a portion of fund balance that represents resources whose use is subject to a legally binding constraint that is imposed by the government itself at its highest level of decision-making authority and that remains legally binding unless removed in the same manner.

FUND BALANCE – NONSPENDABLE: Segregation of a portion of fund balance to indicate that the amount cannot be spent because the resources are not in spendable form, such as inventories or prepaid items.

FUND BALANCE – RESTRICTED: Segregation of a portion of fund balance that represents resources whose use is subject to externally enforceable constraints.

FUND BALANCE – UNASSIGNED: The difference between the total fund balance in a governmental fund and its nonspendable, restricted, committed, and assigned components. Only the general fund may report positive amounts of unassigned fund balance.

GENERAL FUND: Accounts for the general operation of the Township and all financial resources except those to be accounted for in another fund.

GENERAL GOVERNMENT: Expenditures, which represents a set of accounts, to which are charged the expenditures for operating the Township.

GENERAL OBLIGATION BONDS: When a government pledges its full faith and credit to the repayment of the bonds it issues, than those bonds are general obligation (GO) bonds.

GOAL: A statement of broad direction, purpose or intent based on the need of a community. A goal is general and timeless; that is, it is not concerned with a specific achievement in a given period.

GOVERNMENTAL ACCOUNTING: The composite of analyzing, recording, summarizing, reporting, and interpreting the financial transactions of governmental units and agencies.

GOVERNMENTAL FUND TYPES: Funds used to account for the acquisition, use and balances of expendable financial resources and the related current liabilities - except those accounted for in proprietary funds and fiduciary funds. In essence, these funds are accounting segregation of financial resources. Under current GAAP, there are four governmental fund types: general, special revenue, debt service and capital projects.

GRANT: A contribution of assets by one governmental unit or other organization to another. Grants are usually made for specified purposes.

HOMESTEAD AND AGRICULTURAL CREDIT (HACA): A form of state paid property tax relief for farm property and owner occupied homes.

IMPROVEMENT BONDS: Bonds payable from the proceeds of special assessments from properties benefiting from an improvement.

IMPROVEMENTS: Buildings, other structures, and other attachments or annexations to land which are intended to remain so attached or annexed, such as sidewalks, trees, drains, and sewers.

INFLOW/INFILTRATION (I/I): The term used to describe clean water entering into the sanitary sewer system.

INTERFUND TRANSFERS: Amounts transferred from one fund to another.

INFRASTRUCTURE: Assets which are immovable and of value only to the governmental unit (i.e. roads, gutters, sewer lines).

INTERGOVERNMENTAL REVENUES: Revenues from other governments in the form of grants, entitlement, or shared revenues.

INVESTMENTS: Securities held for the production of income in the form of interest.

LEVY: (Verb) To impose taxes, special assessments, or service charges for the support of governmental activities. (Noun) The total amount of taxes special assessments, or service charges imposed by a governmental unit.

LICENSES: Revenues received from the sale of business and non-business licenses.

LIMITED MARKET VALUE: The amount the market value of a property can increase from one year to

the next for calculating property taxes. The limited market value system was phased-out by the State of Minnesota.

LINE ITEM: A specific item or group of similar items defined by detail in a unique account in the financial records.

LOCAL GOVERNMENT AID (LGA): Intergovernmental revenue from the state to municipalities to help fund general expenditures.

LONG-TERM DEBT: Debt with a maturity of more than one year after the date of issuance.

MAINTENANCE: The upkeep of physical properties in condition for use or occupancy.

MARKET VALUE EXCLUSION (MVE): A portion of a property's market value that is not included in the property tax calculation based on a formula set by the State of Minnesota. This exclusion reduces the taxable market value.

MARKET VALUE HOMESTEAD CREDIT (MVHC): State paid property tax reduction on owner occupied homes based on the properties market value.

MISCELLANEOUS: Revenues or expenditures not classified in any other revenue or expenditure category.

MODIFIED ACCRUAL BASIS: The basis of accounting under which expenditures other than accrued interest on general long-term debt are recorded at the time liabilities are incurred and revenues are recorded when received in cash except for material and/or available revenues, which should be accrued to reflect properly the tax levied and revenue earned.

NET POSITION – GENERAL GOVERNMENT: The difference between general government asset and liability accounts reported in the government-wide financial statements.

OBJECT OF EXPENDITURE: Expenditure classifications based upon the types or categories of goods and services purchased.

OBJECTIVE: Desired output oriented accomplishments, which can be measured and achieved within a given time frame.

OPERATING BUDGET: A plan of financial operation embodying an estimate of proposed expenditures for the calendar year and the proposed means of financing them.

OPERATING EXPENSE: The cost for personnel, material and equipment required for a department to function.

OPERATING REVENUE: Funds that the government receives as income to pay for ongoing operations. Operating revenues are used to pay for day-to-day services.

OPERATING TRANSFERS: Amounts transferred from one fund to another, shown as expenditure in the originating fund and revenue in the receiving fund.

ORDINANCE: A formal legislative enactment by the Town Board.

PAY-AS-YOU-GO BASIS: A term used to describe a financial policy by which capital outlays are financed from current revenues rather than through borrowing.

PERFORMANCE MEASURE: See Service Levels.

PERSONAL SERVICES: Expenditures for salaries, wages, and fringe benefits of employees.

PROGRAM: A group of related activities performed by one or more organizational units for the purpose of accomplishing a function for which the governmental unit is responsible.

PROJECT: A plan of work, job assignment, or task.

PROPRIETARY ACCOUNTS: Those accounts which show actual financial position and operation, such as actual assets, liabilities, reserves, fund balances, revenues, and expenditures, as distinguished from budgetary accounts.

PUBLIC SAFETY: To account for expenditures related to the protection of persons and property.

PUBLIC WORKS: To account for expenditures for the maintenance of Township property and infrastructure.

PURPOSE: A broad statement of the goals, in terms of meeting public service needs, that a department is organized to meet.

REFUNDING BONDS: Bonds issued to retire bonds already outstanding.

REIMBURSEMENT: Cash or other assets received as a repayment of the cost of work or services performed or of other expenditures made for or on behalf of another governmental unit or department or for an individual, firm, or corporation.

RESERVE: An account which records a portion of the fund balance which must be segregated for some future use and which is, therefore, not available for further appropriation or expenditure.

RESOLUTION: A special or temporary order of a legislative body; an order of a legislative body requiring less legal formality than an ordinance or statute.

RESOURCES: The actual assets of a governmental unit, such as cash, plus contingent assets such as estimated revenues applying to the current fiscal year not accrued or collected, and bonds authorized and not issued.

REVENUE: The term designates an increase to a fund's assets which: 1) does not increase a liability; 2) does not represent a repayment of an expenditure already made; 3) does not represent a cancellation of certain liabilities; and 4) does not represent an increase in contributed capital.

REVENUE BOND: A bond that is backed by a particular revenue source such as water user fees.

SERVICE LEVELS: Data to determine how effective or efficient a program is in achieving its objective.

SPECIAL ASSESSMENT: A compulsory levy made by a local government against certain properties to defray part or all of the cost of a specific improvement or service which is presumed to be of general benefit to the public and of special benefit to such properties.

SPECIAL REVENUE FUND: To account for revenue derived from specific revenue sources that are legally restricted for specific purposes.

SY: Abbreviation for square yard, which is how sealcoating and street overlay projects are measured.

TAXABLE MARKET VALUE: That portion of a property's market value that is used to calculate property taxes.

TAX CAPACITY: An amount determined by a percentage of a property's market value, which is then applied to the tax rates of taxing jurisdictions affecting the property to determine the amount of property taxes owed. The current tax rates and property classifications can be found on page 135.

TAX CAPACITY RATE: Tax rate applied to tax capacity to generate property tax revenue. The rate is obtained by dividing the property tax levy by the available tax capacity.

TAX CLASSIFICATION RATE: Rate at which estimated market values are converted into the property tax base. The classification rates are assigned to properties depending on their type (residential, commercial, farm, etc.) and, in some cases there are two tiers of classification rates, with the rate increasing as the estimated market values increases.

TAX INCREMENT FINANCING (TIF): Financing tool originally intended to combat severe blight in areas, which would not be redeveloped "but for" the availability of government subsidies derived from locally generated property tax revenues.

TAX LEVY: The total amount to be raised by general property taxes for the purpose stated in the resolution certified to the county auditor.

TAX RATE: The amount applied to tax capacity to determine the taxes generated by the property.

TAXES: Compulsory charges levied by a governmental unit for the purpose of financing services performed for the common benefit.

TRUST AND AGENCY FUNDS: Funds used to account for assets held by a government in a trust capacity or as an agent for individuals, private organizations, other governments and/or other funds.

TRUST FUND: A fund consisting of resources received and held by the governmental unit as trustee, to be expended or invested in accordance with the conditions of the trust.

UNBALANCED BUDGET: A budget which undesignated fund balance or reserves are used in order to balance estimated revenues to estimated expenditures or expenses.

UNRESERVED FUND BALANCE: The portion of a fund's balance that is not restricted for a specific purpose and is available for general appropriation.

USER FEES: The payment of a charge for direct receipt of a public service by the party benefiting from the service.

WORKLOAD INDICATOR: A unit of work to be done.

ACRONYMS

ACS	Animal Control Services
CAFR	Comprehensive Annual Financial Report
CD	Certificate of Deposit
CIP	Capital Improvement Plan
CP	Commercial Paper
CPI	Consumer Price Index
HACA	Homestead and Agricultural Credit Aid
EBI	Effective Buying Income
EDA	Economic Development Authority
EMV	Estimated Market Value
FHLB	Federal Home Loan Bank
FNMA	Federal National Mortgage Association
FTE	Full Time Equivalent
GAAP	Generally Accepted Accounting Principals
GASB	Governmental Accounting Standards Board
GFOA	Government Finance Officer's Association
GO	General Obligation
I/I	Inflow/Infiltration
LGA	Local Government Aid
MCES	Metropolitan Council Environmental Services
MVE	Market Value Exclusion
MVHC	Market Value Homestead Credit
SAC	Sewer Availability Charge
SY	Square Yard
TIF	Tax Increment Financing
TVA	Tennessee Valley Authority
VLAWMO	Vadnais Lake Area Water Management Organization
WAC	Water Availability Charge
WBLCD	White Bear Lake Conservation District